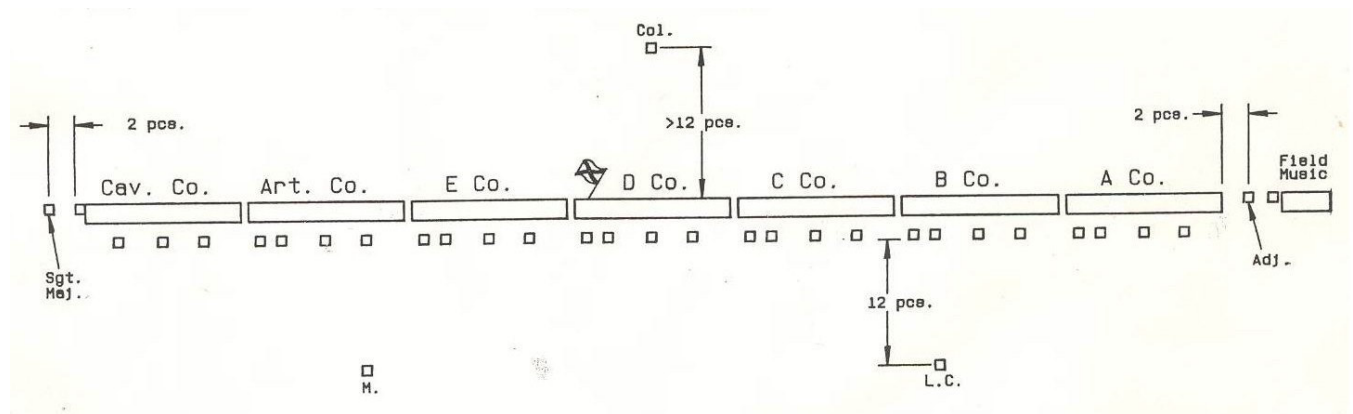




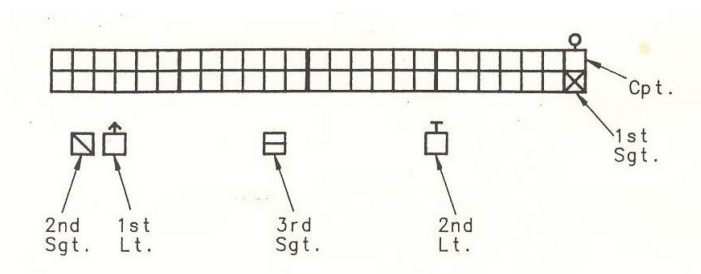
Palmetto Battalion Morning Parade Procedure

Each company forms independently on their own street or area and marches to the parade ground at the sound of assembly. The companies will arrange themselves from right to left as follows: A, B, C, D, ... infantry companies arranged in order from right to left followed by the Artillery company, with the Cavalry company on the extreme left. The Adjutant will post himself two paces from the right of the battalion, the sergeant major two paces from the left of the battalion. The battalion commander is the only person in front of the battalion. The battalion commander will be centered on the battalion and at least twelve paces in front of the battalion. The Lt. Colonel and Major are twelve paces behind the file closers and centered on the right and left wings respectively. The Bugler will post two paces to the right of the Adjutant. Field music will be formed in two ranks and posted on the right of the Bugler.

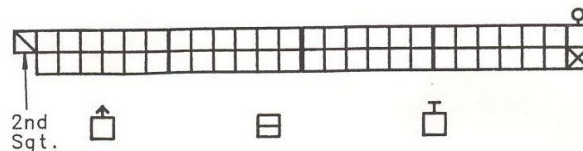


The formation of the company will be with the Captain as the right guide and the 1st Sgt. In the rear rank behind the Captain. File closers are posted two paces behind the rear rank and as follows:

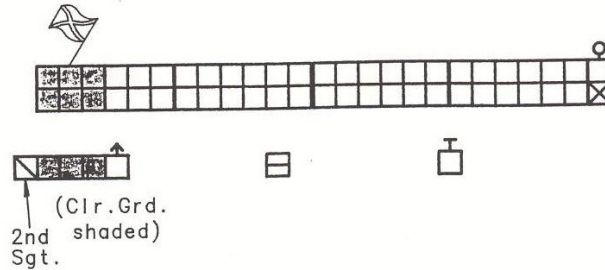
- 1st Lt. – Centered on the fourth section
- 2nd Lt. – Centered on the 1st platoon
- 2nd Sgt. – Behind the second file from the left of the company
- 3rd Sgt. – Behind the second file from the left of the 1st platoon



The 2nd Sgt. Of the extreme left company only will server as the left guide of that company and of the battalion.



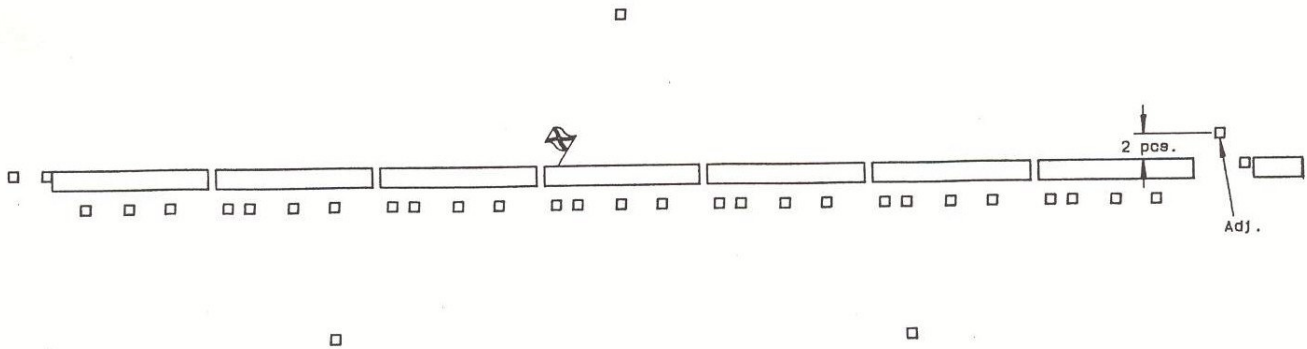
In the event of a full nine man color guard, the 2nd Sgt. Of the color company will post on the left of the three members of the color guard who are in the rank of file closers.



The line will be formed and aligned by the Adjutant and the Sergeant Major as described. All men will be at the position of shoulder arms for this process. When the ranks are aligned, the Adjutant will order the Captain of the first company to put his men at parade rest. The Captain will step forward one pace and put his men at parade rest. After seeing the company on his right complete the motion, the Captain of each of the remaining companies will step forward in succession and put their men at parade rest.

Each Captain, in succession: Order, ARMS. Parade, REST.

When the Adjutant hears the last company put at rest, he steps forward two paces and faces inward.



The Adjutant commands: Attention, BATTALION. Shoulder, ARMS.

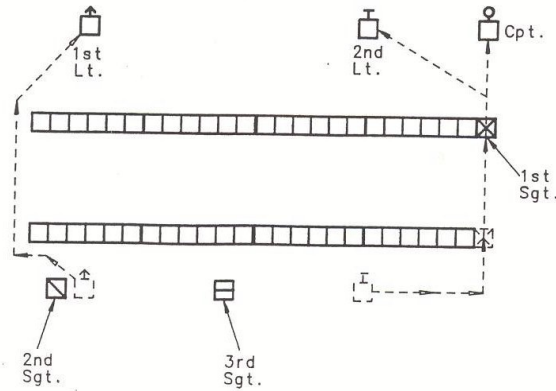
Except for the Colonel and Adjutant, all Officers will draw their sabers and come to shoulder arms.

*The Adjutant commands: Prepare To Open Ranks. (nobody moves yet)
To The Rear, Open Order.*

All 1st Sgts. and the last 2nd Sgt. step back 4 paces. The 2nd Sgt. at the end of the battalion will face in and raise his weapon. The 1st Sgts. acting as guides will align themselves on the 2nd Sgt. at the direction of the Lt. Colonel. Note that the company file closers do not march with the guides, but do so with the rear rank. Upon seeing that the guides are aligned,

The Adjutant commands: MARCH.

The rear rank marches backwards without counting steps. The file closers, including Lieutenants, move backwards at the same time as the rear rank. The Captains march four paces forward, halt and are aligned under the direction of the Captain of the first (right) company. Subaltern officers, after marching rearward with the other file closers, march around their company, by the closer flank and halt four paces in front of their company, in line with the Captains and in line with the position they were in as a file closer. The Captain of the first company will check the line of company officers for alignment. The Lt. Colonel and Major march around the closer flank of the battalion to a point two paces in front of the company officers and centered on their respective wing.

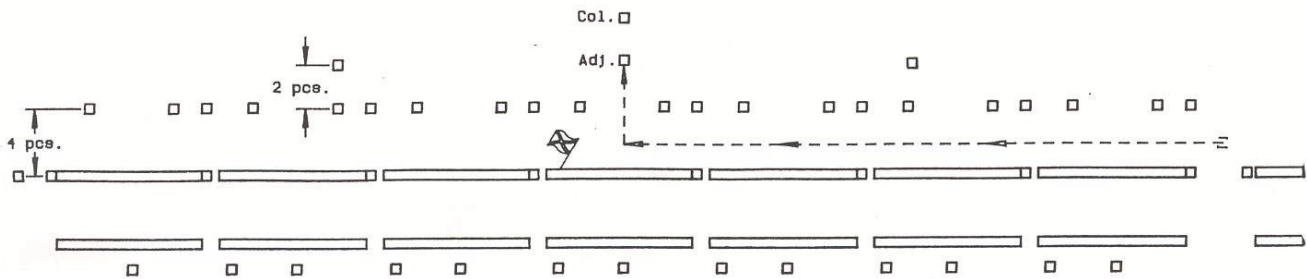


Upon seeing that the ranks are aligned,

The Adjutant commands: FRONT.

At this point the Adjutant marches along the front of the battalion, maintaining the two pace distance at which he has been, until he reaches the center of the battalion where he faces to the right and continues marching eight to ten paces past the company officers. At this point the Adjutant comes to the right about, faces the battalion.

The Adjutant commands: Present, ARMS.



The men come to present arms, the officers saluting with their sabers. When this is accomplished, the Adjutant does an about face towards the Colonel and salutes by hand.

The Adjutant reports: Sir, the parade is formed.

The Colonel returns the salute by hand. The Adjutant passes around the Colonel's right, to a position 1 pace behind and 2 pace to the left of the Colonel, facing the battalion. When the Adjutant arrives at his post, the Colonel draws his saber.

This would be the opportune time for an invocation. If a preacher is available for parade, he may be positioned 2 paces to the left of where the Adjutant would be posted behind the Colonel facing the battalion.

After drawing his saber,

*The Colonel commands: **Battalion, Shoulder, ARMS.***

At this time tribute will be paid to the colors.

*The Colonel commands: **Sgt. <Color Sgt.>, troop the colors.***

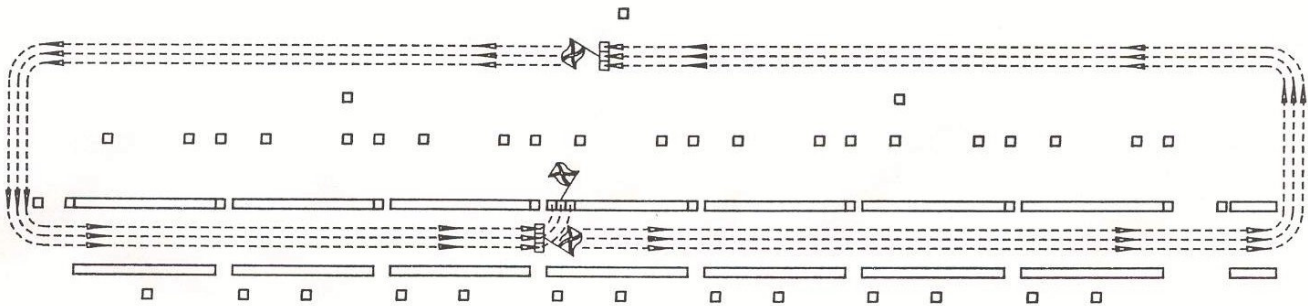
The front rank only of the color guard, consisting of one color Sgt. flanked by one rifle on each side will do a reverse left wheel so as to be facing the right of the battalion, and between the front and rear ranks. This detail will then march to the right and do a left wheel 90 degrees around the right flank of the battalion, including the musicians. The detail will march forward to 1 pace past the field officers, including the Lt. Colonel and Major. The detail will then wheel left 90 degrees. At this instance,

*The Colonel commands: **Present, ARMS.***

The front rank of the color guard will march between the field officers and the Colonel to the opposite end of the battalion. After they have cleared the left flank of the battalion they will wheel left 90 degrees.

*The Colonel commands: **Shoulder, ARMS.***

When the detail passes the front rank, they will wheel left 90 degrees and proceed between front and rear ranks to their place in line where they will wheel back into their original position.



At this time, the Colonel may exercise the manual of arms.

*The Colonel commands: **Order, ARMS.***

*The Colonel commands: **Lt. <Adjutant>, receive the reports, sir.***

The Adjutant will walk around the back of and to the right the Colonel, halting in front of him, halfway between the Colonel and the field officers. The Adjutant will turn towards the battalion.

*The Adjutant commands: **First Sergeants to the front and center.***

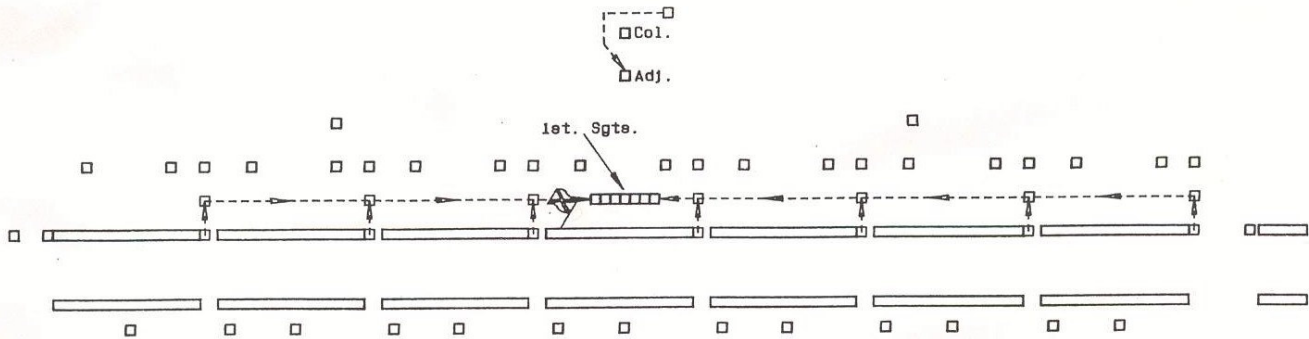
At this time the 1st Sgts. Will shoulder arms and step 2 paces forward, and face inward toward the center of the battalion.

*The Adjutant commands: **MARCH.***

The 1st Sgts. march to the center of the battalion and halt approximately 36 inches from the man in front of him. The two Sgts. facing each other should be approximately an equal distance from the center of the battalion as marked by the color Sgt.

*The Adjutant commands: **Front, FACE.***

The 1st Sgts. face to the front.



*The Adjutant commands: **REPORT.***

Each of the 1st Sgts., in succession from the right, salutes the Adjutant by bringing his left hand across the chest to the shoulder and reports the results of his morning roll call. Artillery and cavalry Sgts. will salute by hand. The report should include those: present (excluding officers), aggregate (including officers), and any others noted on the roll. When the last Sgt. delivers his report,

*The Adjutant commands: **First Sergeants, Outward, FACE.***

The 1st Sgts. turn 90 degrees toward their respective companies.

*The Adjutant commands: **To your posts, MARCH.***

The 1st Sgts. march to their normal positions, turn and step into line, face by the front rank, and come to the position of order arms. The Adjutant faces the Colonel and salutes by hand. A consolidated report is given to the Colonel.

*The Colonel directs the Adjutant: **Publish the orders, sir.***

*The Adjutant faces the battalion and commands: **Attention to orders.***

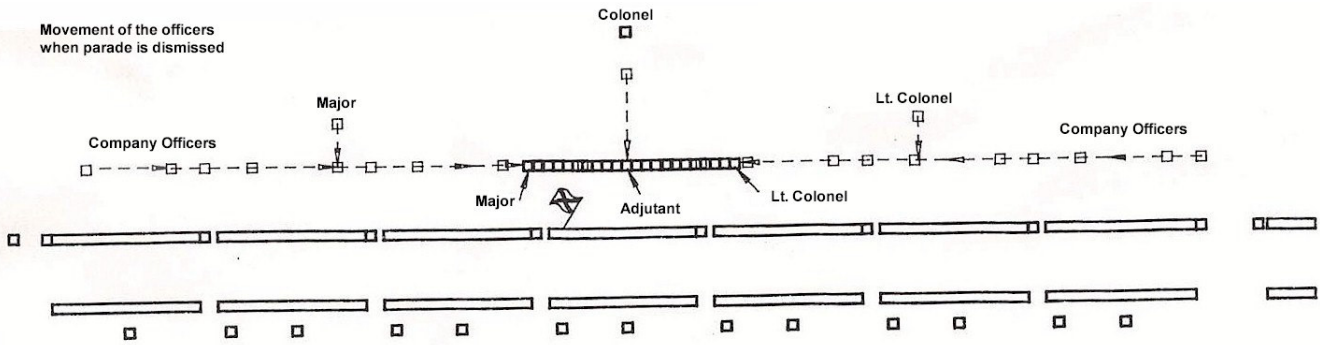
The Adjutant will then read the orders of the day and deliver any other information he may have.

*The Adjutant faces the Colonel, salutes, and reports: **The orders have been published, sir.***

*The Colonel salutes by hand and directs: **Dismiss the parade, sir.***

*The Adjutant faces the battalion and orders: **Parade is dismissed.***

The Adjutant marches forward to the line of company officers, and faces the Colonel. The company officers return their sabers to their scabbards, turn inward, march, and halt facing the Adjutant. The Lt. Colonel and Major turn and join on their respective ends of the line of officers.

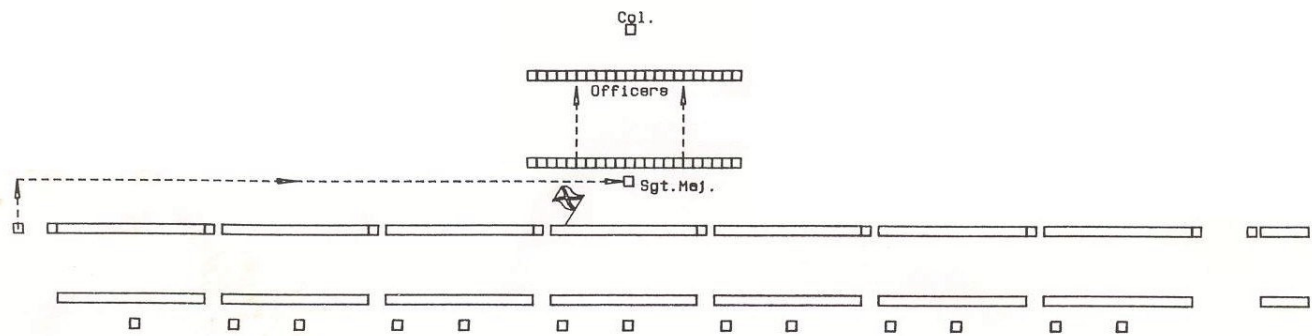


The Adjutant commands: **Front, FACE.** The officers face the Colonel.

The Adjutant commands: **Forward, MARCH.**

The officers march towards the Colonel. When the officers are 6 paces from the Colonel,

The Adjutant commands: **HALT.**



The officers salute by hand. The Colonel returns the salute and dismisses the officers. At this time the Colonel may discuss other plans or give further orders.

When the order “**Parade is dismissed**” is given, the Sgt. Major will step forward 2 paces, turn, and march to the center of the battalion. After halting, he will turn to face the battalion. He may close ranks and dismiss the men, or turn the charge of the men over to the 1st Sgts.