



The Palmetto Vindicator

THE NEWSLETTER OF THE PALMETTO BATTALION, INC.

VOLUME XVII, ISSUE 3

JULY 2004

Field Orders

Our Camp Of Instruction is scheduled for August 21 – 22 at the Aiken event site. There will be a staff meeting on Friday evening at 8:00. That should allow enough time for people that need to work a full day and still drive in. The staff meeting includes unit reps. We're going to have a general membership meeting on Saturday, probably a little earlier. We're planning to have supper at about 6:00 and the meeting will be immediately after that. The schedule as it looks now:

Friday

8:00pm Staff Meeting. Including unit reps.

Saturday

8:00 – 9:00am Company Drill. Conducted by NCO's.

9:00 – 12:00 Battalion Drill.

12:00 – 1:00 Lunch.

1:00 – 4:00 Breakout Sessions.

6:00 Supper

7:00 Battalion Meeting.

Sunday

8:00 – 11:00 Battalion Drill.

For the breakout sessions, I'm going to ask some of you to conduct them. Things I'm considering will be: cartridge rolling, campfire cooking, bugle calls, guard duty. There will probably be some more and I'm open to suggestions.

The supper I mentioned before will be one that I hope we'll all be part of. We're thinking about barbecuing a pig. We need a cooker big enough to handle the job and someone to attend it.

To my Esteemed Readers and Comrades,

Some of you have asked if you missed an issue. The answer is, no you didn't. I did. I did not produce a May 2004 issue. As much as I regret it, life sometimes gets in the way of our hobby. The good Lord willing, things will get back on track and I'll be able to seriously rededicate myself to publishing our newsletter. I hope to see you on the field.

Your Ob't Serv't,
Daniel Fodera

We're also thinking about getting barbecue already prepared to spare us the effort of making it. However, the main course is taken care of. We'll have people bring other dishes or desserts. Carla Dorn will be in charge of food. She's going to keep a list of what needs to be brought and who's bringing it. That should make sure we get enough chocolate chip cookies and not too much potato salad. We'll use paper plates and the like so clean up will be easy. Unit reps will need to get a head count to me right away so we'll know how many to plan for. And as long as you're talking to your whole unit, find out how many are going to Franklin. We're not going to ask for period clothing that weekend. It's going to be hot. I don't just want everyone to be there, I want you to be comfortable and safe. Drill is early in the day and the break outs will be in the shade of the trees. The camp will be where the Confederates camped during the event – in the shade. Bring your swimming trunks, I understand there will be a place to cool off and some time to take advantage of it.

I've seen enough people in our battalion with instruments to know that we should be able to put together a fine pickup band. And if Esoom hasn't tuckered himself out we might have a washtub bass too.

I'm going to post a list specific needs on the Battalion website. Look at it and see what you can do to make the weekend work. We're going to get some good work done. And we're going to have a good time too.

At Your Service,

Tom



From the Desk of the Lieut. Colonel

Greetings Palmetto Battalion, I hope that the summer months find all of you doing well. I regret that I haven't seen you since early May. On a personal note, I've been experiencing the joys of advancing adulthood! The dreaded "bulging disc of the lower lumbar region." Some of you are familiar with this particular ailment. Oft times quite painful and debilitating. It is frustrating all of the time. I appreciate your forbearance with me in my recent event absences. I'm hopeful that I will be physically ready to be with you in August at Aiken (weekend of August 21, 2004). Please visit the Battalion website for more information. A tip of the hat to the 14th S.C. and the Barnard Bee S.C. V. folks for making available a prime piece of Palmetto real estate for the purpose of drill as we renew preparations for Tennessee in October. Also, the Tunnel Hill (Dalton, GA) event scheduled for the weekend of September 11, 2004. I hope that by this time you have registered for the Battle of Franklin event (www.battleoffranklin.com). Probably the most convenient registration process (online) that I've ever been involved with. Post June 30, registration is now \$15. A small sum to pay for an event that promises to be the premier national event for 2004. Be sure, while visiting the website, to read the extensive "History and Battle Overview" pertaining to the battles of Spring Hill/Franklin/Nashville. Very detailed, well-written and illustrated accounts await you there. Pay particular attention to the movements of Mark Lowrey's Brigade of Cleburne's Division. Palmetto Battalion will, as I understand it, portray the men of Alabama and Mississippi of Lowrey's at Franklin. General Lowrey was a Baptist preacher (no doubt *Southern Baptist*)! There is an autobiography of General Lowrey available on the internet at (www.geocities.com/esmereldah/Lowrey.html). It is a brief, personal portrait of the man. If you're interested in the order of battle for

Franklin, visit (<http://www.franklin-stfb.org/csaoob.htm>) for information.

"(Franklin) is the blackest page in the history of the War of the Lost Cause. It was the bloodiest battle of modern times in any war. It was the finishing stroke to the Independence of the Southern Confederacy. I was there. I saw it." --Sam Watkins, 1st Tennessee Infantry

I've been reading recently various accounts in conjunction with *First With The Most: Forrest* by Robert Selph Henry and *The Gallant Hood* by John P. Dyer. I must say that for the Confederate history enthusiast, the reading can be enormously saddening. The incredible loss of life and limb following so many "almosts" and "could've beens" boggles the mind. The formidable and brave Army of Tennessee seemed destined to snatch defeat from the jaws of victory throughout its brief existence. Yet, just prior to Franklin, the army was described by observers to be in "fine condition [with] their spirits animated by encouraging orders from General Hood" that a "decisive blow" would soon be dealt the enemy. General Hood himself described his army's condition on November 29th as "spirited and anxious for battle." Their memory deserves no less from us!

Upon the wall right beside me as I write this is a panoramic photograph of this Battalion taken at our last visit to the Rip-pavilla site in October of 1995 (my comrades are never far away). This Battalion made quite an impressive appearance then with some 200 officers and men on the field. I hope that we might do so again come October 2004. It's been a while since we've massed ourselves upon Tennessee soil. Make your plans to be there for the 140th anniversary event. In the meantime, y'all take care and God bless each one of you.

Rusty

The March to Franklin

Here are assorted selections from the report Colonel Ellison Capers, of the 24th SC, submitted to Captain H.D. Garden, Assistant Inspector-General of Gist's Brigade, regarding the Franklin campaign. The entire report is available in the "Official Records", Series I Volume XLV. I have tried to select selections perhaps less widely circulated than, for instance, his description of James Tillman's heroism at Franklin; the capture of the fort at Dalton, some resupply references, and the hardships associated with weather and sheer marching distance on campaign. One interesting detail is the Federal fort commander's mistaken assumption that Hood's surrender demand is an N.B. Forrest bluff! The vivid images of the men of the 24th receiving the "field circular" message with a cheer, and the brigade's overview of the battlefield during their approach, also struck me. The "Official Records" are a terrific source for details like this and are available for your perusal at the Relic Room (preferable by appointment). See you at the Museum – or in the field! -Joe Long

Joe Long
Historian, SCCRR
803-737-8097

301 Gervais Street
Columbia, SC 29201

Charleston, SC , January 4, 1865

CAPTAIN: I embrace this opportunity to forward a report of the Twenty-fourth Regiment South Carolina Volunteers in the recent campaign from Palmetto, Ga., to Franklin, Tenn., including the battle at the latter place.

The losses sustained by the regiment at Franklin, together with the death of General Gist and the wounding of the adjutant-general of the brigade, Maj. B. Burgh Smith, and the terrible disaster which has since befallen the army at Nashville, make me apprehensive that no official report may be made or called for, and I will send this by the earliest opportunity and request that it forwarded to the headquarters of the army at once, and a copy kept at brigade headquarters...

...On the first, second, and third of October the march was continued beyond Powder Springs, camping on the road to Lost Mountain on the 4th and 5th. While here we were engaged in intrenching a strong position, facing east and running parallel, for the most part, with the road....Early on the

(Continued on page 8)

The Confederate Army of Tennessee at Franklin, November 30, 1864

John Bigham
Curator of Education, SCCRR
jbigham@crr.state.sc.us

301 Gervais Street
Columbia, SC 29201
803-737-8097

Two South Carolina brigades, Gist's & Manigault's, were in the Franklin, Tennessee fight. Gist was killed, and Manigault would die years later from complications of a head wound taken in the action. The museum collection holds Franklin battle flags of the 10th, 16th, and 24th SC infantries. All three are currently on exhibit. The 16th SC is also known as the "Greenville Regiment" because it was raised in Greenville District.

Comparing Pickett's Charge at Gettysburg to the Confederate Attack at Franklin.

"The annals of war may long be searched for a parallel to the desperate valor of the charge of the Army of Tennessee at Franklin, a charge which has been called 'the greatest drama in American history.' Perhaps its only rival for macabre distinction would be Pickett's charge at Gettysburg. A comparison of the two may be of interest. Pickett's total loss at Gettysburg was 1,354; at Franklin the Army of Tennessee lost over 6,000 dead and wounded. Pickett's charge was made after a volcanic artillery preparation of two hours had battered the defending line. Hood's army charged without any preparation. Pickett's charge was across an open space of perhaps a mile. The advance at Franklin was for two miles in the open, in full view of the enemy's works, and exposed to their fire. The defenders at Gettysburg were protected only by a stone wall. Schofield's men at Franklin had carefully constructed works, with trench and parapet. Pickett's charge was totally repulsed.

The charge of Brown [includes Gist] and Cleburne penetrated deep into the breastworks, to part of which they clung until the enemy retired. Pickett, once repelled, retired from the field. The Army of Tennessee renewed their charge, time after time. Pickett survived his charge unscathed. Cleburne was killed, and eleven other general officers were killed, wounded or captured.

"Pickett's charge at Gettysburg' has come to be a synonym for unflinching courage in the raw. The slaughter-pen at Franklin even more deserves the gory honor." Stanley F. Horn, **The Army of Tennessee**. 1941. p. 402-403.

South Carolina Order of Battle

Brigadier General States Rights Gist Brigade, Major General John C. Brown's Division, AoT:

16th South Carolina Infantry

24th South Carolina Infantry

46th Georgia Infantry

65th Georgia Infantry

Brigadier General Arthur M. Manigault Brigade, Major General Edward Johnson's Division, AoT:

10th South Carolina Infantry

19th South Carolina Infantry

24th Alabama Infantry

28th Alabama Infantry

34th Alabama Infantry

The Seventh Annual Symposium on South Carolina Civil War History

Patrick McCawley
Reference Archivist
Patrick@scdah.sc.state.us

S C Dept of Archives
8301 Parklane Rd
Columbia, SC 29233

I would like to invite you to the Seventh Annual Symposium on South Carolina Civil War History to be held on September 24 & 25, 2004. The war was a cataclysmic struggle that shaped modern America, but has been marginalized by the media and the academic world. The purpose of the symposium is to provide a forum for those who seek to learn more about this defining moment in our nation's history. The speakers we have are experts in their field. This year we are happy to have the added sponsorship of the Historic Columbia Foundation. Through their hospitality, our Friday evening reception will be held at the historic Hampton-Preston House in downtown Columbia.

Saturday's sessions at the Archives and History Center will start off with a presentation by Neil Rose and associates with the Palmetto Living History Association on English arms and equipment brought in through the blockade. Dr. Allen Stokes of the South Caroliniana Library will then discuss resources at the Library. John Sherrer, Director of Property and Interpretation at Historic Columbia will provide a visual presentation on wartime Columbia. Wrapping up the morning, Dr. Eric Emerson, Director of the South Carolina Historical Society, will offer an analysis and history of the Charleston Light Dragoons.

After lunch, John Andrews will discuss the Florence Stockade

as well as recent efforts to preserve the site. A history of Confederate monuments in South Carolina will follow, presented by Robert Seigler, author of a guide to the same. Casey Connell, Park Manager of Rivers Bridge State Historic Site, will discuss the battle and the journey of the site from battleground to State Park. New this year will be an open forum for the discussion of any topic related to the war. Also offered for the first time will be a guided bus tour of war related sites in downtown Columbia, developed by Historic Columbia. This tour will be limited to 25 participant, so sign up early

I am especially excited about our featured speaker for the banquet. Gordon Rhea, who resides in Mount Pleasant, is one of the foremost experts on Grant's Overland Campaign. A trial lawyer as well as author of five critically acclaimed books on the war, including *Cold Harbor* and *Carrying the Flag: The Story of Private Charles Whilden, the Confederacy's Most Unlikely Hero*, Gordon has a well deserved reputation for his captivating presentations. His talk will be a fitting conclusion to an interesting and educational symposium. Feel free to contact me if you have any questions or visit our website at www.state.sc.us/scdah/civilwar2004.htm for a complete program guide and registration form.

A Sketch of The Battle of Franklin, Tenn.; With Reminiscences of Camp Douglas

By John M. Copley, copyrighted, 1893 — Document found at <http://docsouth.unc.edu/copley/copley.html>

© This work is the property of the University of North Carolina at Chapel Hill. It may be used freely by individuals for research, teaching and personal use as long as this statement of availability is included in the text.

"It is not my purpose to attempt to give a graphic description of, or to enter into the minute details of this battle,...I shall only attempt to sketch that portion of it in which the command to which I belonged participated, as well as I can from memory, after the lapse of more than a quarter of a century.

"...Our corps (Stewart's) arrived in front of Columbia some time after dark on the 28th of November, 1864, and went into camp in a field. The company to which I belonged occupied that portion on which had been grown a crop of Irish potatoes, they still being in the ground. After drawing our rations, which consisted of small pieces of pork, which had never been salted, we soon had a large camp-kettle full of potatoes and pork on a blazing fire we had made out of fence rails, and by the time the wee small hours were drawing near, we were enjoying a delightful supper consisting of Irish potatoes and fat pork, independent of salt. The ground on which we were camping furnished the potatoes, after hard work grabbing them in the dark. The rations of pork, which were intended to last us three days, were the most of any kind we had drawn for several days, for during our long and toilsome march from Lovejoy station in Georgia, we had but little to eat at any time, save and except the juice we could obtain by chewing sorghum stalks, whenever a crop of that could be found. Sometimes, we were able to secure a little corn; this we would parch during the night, after going into camp. Many of our soldiers were barefooted, and their clothing very ragged; added to this, what little money we possessed was worthless; yet, the soldiers were buoyant and hopeful. (*Editors note: The author's recollection of the material condition of the army differs from contemporary accounts and contradicts records of new uniform issues immediately prior to the campaign. "NASHVILLE, December 17 [1864] I have seen many different squads of them [the rebel prisoners] representing Cheatham's, Lee's, Stewart's and Chalmer's Corps, and their appearance did not justify the representations that have been made, as to the scantiness of their clothing. They are moderately well clad, though few of them possess overcoats." Lafayette, Indiana "Daily Journal," 26 December 1864.*

"...on Nov.8th Lawton sent Hood's command at Tuscumbia another supply consisting of 28,408 Jackets; 38,305 pants; 36,865 pairs of shoes; 21,561 drawers; 17,910 shirts; 40,800 pairs of socks; & 141 bails of Blankets....an additional 6500 pairs of shoes and 2900 blankets shipped to Hood during this same time frame..." *Confederate Industry: Manufacturers and Quartermasters in the Civil War. 2002. Harold S. Wilson. Univ. Press of Miss. Page 127....)*

"...When the sun rose on the following morning, throwing his gentle rays beneath a cloudless sky causing the cold and misty frost to vanish, our troops were ready for action, and in high spirits

Our corps was also thrown across the river and hurried forward on a run, over hills and through the woods, to effect a junction with the troops who had been sent forward ahead of

us. We moved forward over rocks, hills, down steep hollows, over stone and rail fences, through thick underbrush, as fast as possible; frequently the field officers had to dismount and lead their horses by the bridle through narrow defiles and over steep declivities. Orders were continually being given along our line to close up and double-quick; wherever the ground would permit, we went on a run....

We arrived on the scene just after dark, ...we were halted in a cornfield, ordered to lie down under arms, be ready for action at a moment's notice, and not to speak above breath.

When the dawn of the following morning appeared...not a Federal soldier could be seen, except their rear guard, and that far beyond the range of our guns...Preparations for pursuit were rapidly made, and our corps of infantry was ordered forward on double-quick time, soon overtaking the Federal rear guard, who were covering the retreat of Schofield's army.

" We pressed the rear of Schofield's army in hot pursuit; in fact, so hot and close was the pursuit that every now and then the road would be almost blockaded with horses and mules, which had been sabred, wagons cut down, caissons destroyed, and piles of camp equipage set on fire. They made good their escape by reaching Franklin and taking shelter behind their breastworks.....the fortification consisted mainly of two lines of breastworks a short distance from the town, and from three to four hundred yards apart. Northeast of the town, on the north side of the river, on the summit of two elevated points, were two forts, one on each point. These forts were well mounted with several pieces of heavy cannon which could play on a line of men at long range, full half a mile off.

"...as soon as the lines of battle were formed, a number of our field officers rode out a little in front of the lines, - they were Walthall, Loring, Cheatham, Quarles, Cleburne, Granberry, and perhaps others; these officers appeared to hold a brief consultation, during which we could see them cast doubting glances in the direction of the formidable foe in our front; and judging from the appearance of their grave and serious looks, we all knew that our commanders in some degree realized the depth of that yawning gulf of destruction which awaited them and us, and which only too soon would engulf us all. These officers separated, each taking his respective place with his command. A profound silence pervaded the entire army; it was simply awful, reminding one of those sickening lulls which precede a tremendous thunderstorm. This was but momentary. Orders now rang down our line, shrill and clear, to forward march!

The guns from the redoubts northeast of the town opened on us at long range, but they were scarcely noticed by us. The artillerymen who were manning these guns had a fine opportunity of testing their skill at long range. Our progress at first was rather slow, on account of the obstructions just in our front, which consisted of the beech grove with the tops of the trees fronting us; but we surmounted this brush and fallen tim-

(Continued on page 5)

(Continued from page 4)

ber, and began to move a little faster. A light skirmish line from our lines of battle was thrown forward, which was soon met by a similar line from the Federals behind their advance line of intrenchments. These two lines quickly engaged in a lively skirmish fight, but as our lines of battle advanced, their line retired behind the line of works which they had recently left. Our line halted, lay down, and fired upon them in this position, until our lines of battle moved up close enough for them to join us, and become part of the front line.

We were now ordered to fix bayonets, fire, and charge the first line of works. They received us with a volley of musketry, but all opposition was inadequate to check our columns in the slightest degree, and with one prolonged and loud cheer we carried the first line of works at the very points of the Federal bayonets. They stood their ground until we mounted the top of their works, but as we went over, part of their line of battle broke and fled, while the remainder lay down flat on their faces in the ditch to save themselves, and were either killed or captured; but few of those who fled succeeded in reaching their main line. Our lines of infantry swept over their works, annihilating nearly everything before us. This partial victory was quickly won. It appeared as if our troops had received an electric shock, which aroused their enthusiasm to its highest pitch, and the air resounded with loud shouts from our whole army, which almost made the earth over which we were going quake and tremble.

“After taking this line of works, we made a momentary halt in order to reform our front line, but this was only for an instant; we now pressed closely at the heels of their retiring line, to storm the second. Their batteries immediately opened upon us with a perfect hailstorm of grape and canister, and when within a short distance of their main line, we encountered the abatis, or bois d'arc hedge, and also the line of cheval-de-frise; here the battery of thirty-six guns a little to our right, and that of twelve guns on our left, all double charged with grape and canister, pointing down our lines from both directions, thus enfilading them both ways from end to end, sent a tremendous deluge of shot and shell through our ranks, and these seconded by a murderous sheet of fire and lead from the infantry behind the works, and also another battery of six guns directly in our front, made the scene of carnage and destruction fearful to behold...The slaughtering of human life could be seen down the line as far as the Columbia and Franklin pike, and where the works crossed the pike the destruction was indescribable. Along that portion of the works in front of the batteries on the right, our troops were killed by whole platoons; our front line of battle seemed to have been cut down by the first discharge, for in many places they were lying on their faces in almost as good order as if they had lain down on purpose; but no such order prevailed amongst the dead who fell in making the attempt to surmount the cheval-de-frise, for hanging on the long spikes of this obstruction could be seen the mangled and torn remains of many of our soldiers who had been pierced by hundreds of minie balls and grape shot, showing that they, beyond a possible doubt, had been killed simultaneously with the panic and consternation which happened upon their reaching this obstruction. The remnant of our lines succeeded in reaching the ditch on the outside of the works, and now became en-

gaged in a hand-to-hand conflict across the top of the head-logs at the point of the bayonet. The smoke of battle belched forth from the hideous open mouth of this typical volcanic eruption cast a deep shade of gloom over that bright and lovely November eve, darkening the ether from earth to heaven, until a gentle breeze would lift and fan it away. The force and wind of the grape and canister, when fired from the fifty-four pieces of cannon on the Federal works, aided by that of the minie balls from their infantry behind the works, would lift us clear off the ground at every discharge. As the great clouds of smoke had to some extent vanished and I could look around me, I saw to my surprise I was left alone in the ditch, within a few feet and to the left of the battery of six guns on the Federal works, which was still pouring forth its messengers of death, and not a living man could be seen standing on my right; neither could one be seen for some distance on my left. They had all been swept away by that mighty tempest of grape and canister and rolling waves of fire and lead. A Federal, who was running in my front just before we entered the ditch, and a little beyond the reach of my bayonet, was shot dead from the works in front, and fell forward into the ditch; in his belt were two large army pistols, which were loaded and capped. I quickly removed them from his belt, and with one in each hand emptied them under the head-logs at the mass of men across the works in my front. The more our numbers became reduced the fiercer the conflict for life, simply too dreadful for pen to describe, and few who entered that portion of the ditch escaped death. When the pistols were emptied, having nothing with which to reload them, I reloaded my gun, and turned towards the embrasure of the cannon, which was a few feet on my right, and tried my best to shoot the artillerymen who were so skillfully and effectively manning that destructive battery, and whose gun swabs would whirl in the air after every discharge, but each time I obtained a glimpse of any of them, and before I could shoot, a cannon would run out and fire, forcing me to take refuge away from it. After getting my face blistered and eyebrows burned off, I abandoned that dangerous place by getting back away from the blaze of these guns.

Streams of blood ran here and there over the entire battle ground, in little branches, and one could have walked upon dead and wounded men from one end of the column to the other; the ditch was full of dead men and we had to stand and sit upon them, - the bottom of it, from side to side, was covered with blood to the depth of the shoe soles.

At the ditch we had to encounter an enfilading fire of musketry from both directions, as well as that in our front across the works under the head-logs. The enemy directly in our front attempted to shoot us by turning their backs to the breast works, taking their guns by the breach and raising them above their heads over the head-logs, so as to point the muzzles downward, firing them at us this way, and having nothing exposed except their arms and hands. We had to watch this and knock their guns aside with our bayonets, which was done several times; many of their men had both hands shot off while making these attempts to kill us. While this fearful battle was raging, a Federal officer on his horse, at the head of a line of infantry, came dashing up to the works in our front, and one

(Continued on page 6)

(Continued from page 5)

of our soldiers in the ditch about ten feet on my left, raised his gun and fired, shooting him off his horse. Among the first whom I saw in the ditch, upon their feet and unhurt, were General Geo. W. Gordon, Lieutenant Colonel Atkins, commander of our regiment, and Captain Williams, of an Alabama regiment; they were only a few feet on my left. These men appeared to be undaunted, and a look of stoic determination had settled upon their weather-beaten faces.

South of the Columbia and Franklin pike our troops were in some degree successful in capturing part of the line of works; the Federals who survived this onslaught took refuge behind the works on the north side of the pike, in our front. Our numbers were too weak on that portion of the line to charge the position in our front with any hope of success; however, they succeeded in reaching the brick houses I have described. At the residence and in the yard of Mr. Carter his son was killed dead. He had not been at home for two or three years, and as he passed through the yard and stopped at the door his sister ran and caught him by the hand and attempted to throw her arms around his neck, when a Federal soldier, who had taken refuge in the house, ran up and shot him through the body, killing him dead in the arms of his sister.

General Quarles and Adjutant General Cowley, of our brigade, fell near the main line of the Federal works, the former wounded and the latter killed. General Pat Cleburne and his horse were killed while attempting to cross the works, the horse falling on top of the breast works and General Cleburne on the outside of the ditch; both rider and horse seemed to have received a missile of death at one and the same instant.

The color-bearer and color-guard of our regiment were all killed near the edge of the ditch; the last man of the color-guard was shot while waving the regimental colors at the breast-works, and fell forward, the flag reaching over within the Federal works, the staff resting across the head-logs. Some brave soldier of our little remnant quickly seized the staff, recovered the flag and carried it off the field. I regret never having learned his name. This deadly strife was destined to be of short duration; as our attacking columns were destroyed and repulsed, the firing became less frequent, except from our batteries in the rear, which were kept active by the fearless and solitary few who survived this bloody encounter.

The carnage and destruction was so dreadful that the sun, as if loath to longer gaze on this terrific scene, slowly sunk behind the western horizon and hid from view his smiling face; but the stars, more pitying, came forth to keep vigil o'er the silent and sleeping dead.

As the firing from the enemy in our front began somewhat to abate, sixteen of our soldiers, who were in the ditch some twenty or thirty feet on my left, sprang up and ran out of the ditch, attempting to escape; a whole volley of musketry was fired at them, killing the last one to a man. When they started I raised in a stooping posture, thinking I would run also; but they being killed so quickly caused me to abandon the idea of escape. The few of us who were alive at the ditch were in considerable danger from our own batteries and stray minie balls. We tried to lie down in the ditch; it afforded scant protection, being almost full of dead men.

We now fully realized our critical situation, and saw that we had but one choice, if any, left, and that to surrender. Lieutenant Colonel Atkins was requested to surrender the little crowd, but declined, stating that he would rather die in the ditch than to surrender us. Some few of our soldiers, a little further on our left, raised their caps on ramrods, but they were fired upon and riddled with bullets, the Federals refusing to recognize this. Captain Williams then requested some one to hand him a white handkerchief, but not one could be found. One of our soldiers who was fortunate enough to have on a white shirt, tore off a large piece and handed it to him. The captain tied this on the end of a ramrod, and hoisted it over our heads so it could be seen by the Federals. A Federal officer ordered the troops in our front to cease firing, which they did. He came up to the works, looked over and said: "Throw down your arms, boys, and come over." I threw my gun and the two pistols as far back toward our lines as I could send them, and as I passed over the works glanced around at my fallen comrades who lay on the ground wrapped in the winding sheet of death, and drew a sigh of regret as I gave them a last sad look, knowing they never again would be aroused by the sound of the reveille from their deep untroubled sleep, but would remain in death's cold embrace until the last great trump shall sound and call forth the dead from the armies of both friend and foe.

Palmetto Battalion Schedule

- August 21-22 Camp of Instruction – Aiken- Sponsored
- Sept 10-12 Tunnel Hill - Dalton, GA - Affiliated
- Sept 18 Palmetto Battalion Elections
Sesquicentennial SP, Columbia, SC
(Saturday, 10:00 am) -Sponsored
- Oct 1-3 Battle Of Franklin - Spring Hill, TN - Affiliated
- Oct 22-24 Brattonsville - Brattonsville, SC - Affiliated
- Nov 12-14 Secessionville - Charleston, SC – Affiliated

If your event is not listed or is listed incorrectly, please notify:
vindicator@palmettobattalion.org

Palmetto Soldiers Relief Society

Carla Dorn, President
803-275-5287.

PSRS Swap Shop.

The PSRS will hold the swap shop once again at elections this year. All items are to be dropped off prior to the meetings beginning. The swap shop will not open until AFTER the PSRS meeting is adjourned. We feel this will still give everyone enough time to see everything. Please have the items marked and priced with the amount that you would like to get plus 10 %. This 10% will be the commission for the PSRS. If there are any questions, please call. Thank you!!!

Shaving. Lets take a look at an aspect of our impression that most of us never consider. I'm speaking specifically of the "tonsorial" side of things. We are all aware that men in mid-nineteenth America often wore facial hair. These styles involved mustaches, Van Dyke's (goatee's in modern parlance), beards of various lengths and sideburns ranging from ordinary styles to the voluminous muttonchop or "Burnside" style. Frankly, soldiers in the field often sported facial hair because it was simply easier than shaving. Despite the challenges of shaving in the field, many men did so as evidenced by period images of clean-shaven troops.

In fact, a statistical analysis of existing images of soldiers from the period concluded that well over half were completely clean-shaven - particularly the enlisted men.

Let's look a little closer at the manly process of shaving. My goal here is to encourage you to give straight razor shaving a try. You just might enjoy it once you get the hang of it. You'll acquire a new facet to your impression and I promise, you'll never have a closer shave.

Shaving, regardless of the blade system involved is essentially scraping hair off the face. Fortunately, by our period, it had evolved to a very high level compared to some of the "systems" employed by men in previous centuries. In fact, many anthropologists believe the whole concept of face shaving evolved out of martial considerations. They have opined that shaving caught on when it became evident the bearded cavemen were often trounced by shaven cavemen. In fights, beards made a convenient handhold for the beardless ones, and a clean-shaven opponent then conveniently bashed many a bearded caveman's skull in.

Enough ancient history. Let's get to it. As stated, shaving was pretty well completely evolved by the mid-nineteenth century. The only significant remaining developments were safety razors around 1910, and electric razors in the 1920's.

With all that as background, Civil War soldiers who shaved probably didn't shave every day, but an interval of every two or three days would still serve to keep beards at bay and could probably be accomplished unless the unit was actively campaigning and moving extraordinarily frequently and quickly. We also know many simply chose to sit for a man in the unit who was handy with a razor and be shaved versus taking on the task himself.

Let's look at what's required to shave yourself the way "they" did. You'll need a razor, strop, a mug or cup in which to make lather, shaving soap, a shaving brush, and a mirror. I recommend you purchase a quality razor. They are usually available at knife shops also known as "cutlery" stores. Razors are available with handles made from natural materials which are completely authentic in appearance with the exception of some modern markings on the blade itself. Your call whether you wish to try to buff these out. Razors can also be purchased on line. You should probably expect to spend \$40 - \$50 on a good razor, which isn't much since with care, you'll be able to use it the rest of your life. I'd avoid cheap Pakistani razors carried by some sutlers. They are fine for display purposes, but I wouldn't try to shave with them. Also, I'd be care-

ful about trying to use that antique razor you have in your collection. The edge is critical and if it has ever been "dinged" or slightly misaligned, it can cut your face to ribbons. Its very difficult to straighten the edge of a razor that has been dropped or otherwise abused in this way. You can check for trueness of the edge by running your thumbnail lightly along the cutting edge and if it doesn't feel perfectly straight, don't even try to use it.

Now that you've settled on a razor, you'll need to strop it. This is nothing more than a fine realigning of the edge by a leather strap which is all the sharpening you'll need for months at a time. More about sharpening or "honing" later. Simply hang your strop (about \$25.00 tops) at a convenient spot about waist level, extend it and hold it firmly, then strop your razor 8 - 10 strokes. You can even use the flesh side of your waistbelt for this purpose. Stropping must be done a particular way to be effective. Holding the open razor at a 90 degree angle to the strop, one simply lays the side of the blade down on the strop, and pulls the razor across the strop's surface. This is done by ensuring the back of the razor and its cutting edge are BOTH always in contact with the strop. Pull with the BACK EDGE of the razor leading, and the cutting edge trailing. At the end of the stroke, simply flip the blade over, rolling it over keeping the back always in contact with the strop and pull the other direction. Again, with the back leading and edge trailing. Repeat this 8 - 10 times and you should be fine. Razors come from the factory shaving sharp and the stropping is all you'll need to do for quite some time.

Now its time to lather up. First, wash your face with soap and water. Then, simply employ a decent quality shaving soap available lots of places and a little hot water if you have it. "Williams" still makes a good shaving soap product, and it can be found at places like "Eckerds" and "CVS" drug stores. The stuff sells for about \$1.50 and a single cake lasts about a month if used every day. You can use ordinary "bar" soap like "Ivory" in a pinch. Don't use aerosol shaving cream. It's not "slick" enough to work with this shaving method. Take your shaving brush, dampen the bristles, and with a stirring motion whip up a thick lather from the soap cake which you have placed in any mug or even your tin cup. Apply this liberally to your face. The lather performs two functions. First, it softens your beard as the hairs absorb the moisture. Secondly, the lather acts as a lubricant to allow the razor to move smoothly across your face. Let it sit on your face a minute or two before you begin shaving to give the lather time to help soften your beard.

Now its time to begin shaving. Open the razor with the handle about 270 degrees from the blade. Grasp the blade firmly but employ a light touch when you begin. With the blade at an angle no more than about 30 degrees from the plane formed by your face, begin to shave. Remember, you are essentially "scraping" off the whiskers, not "slicing" them away. TAKE YOUR TIME. With practice, you'll become adept, and your speed will improve, but don't get in a hurry in the beginning. Start with the sides of your face, then move to your neck, and

(Continued on page 8)

(Continued from page 2) *The March to Franklin*

6th, after a dreadful night of storm and rain, from which the men suffered very much, we broke up our line and marched in the rain and mud on the Dallas road, continuing to march on the 7th, 8th, and 9th....The command crossed the Coosa on the 10th, and turning north we camped in the beautiful valley of the Armuchee on the 11th. On the 12th and 13th the march was pressed....From Palmetto to Dalton the regiment had marched 157 miles, marching every day, except the two days spent in fortifying the line on the Powder Springs and Lost Mountain road. General Hood's summons to the fort at Dalton was refused, and our division, now commanded by Maj. Gen. John C. Brown, was ordered to carry it by assault....General Brown moved his division across the open fields toward this hill, when a number of white flags were raised on the fort. The officer commanding had supposed the summons of General Hood to be one of General Forrest's efforts to capture him, but the display of our force and the evident purpose to place our artillery on the hill that commanded his fort, convinced his troops that their capture was certain, and they very eagerly surrendered. The garrison was composed of about 800 negro troops, commanded by white officers, and about 100 cavalry. We got some arms and a good quantity of stores, which our corps enjoyed. The remainder of the 13th and the morning of the 14th were spent by the corps in destroying the railroad at Dalton and back to Tunnel Hill....

(Later on the march:)

The beautiful valley of the Tennessee, through which we marched, was desolated by the enemy, and the commanding general published a field circular to the army, calling the attention of the troops to the ruined homes on every hand, and exhorting every man and officer resolutely to vow the redemption of Tennessee from the grasp of the foe. The circular was received by the Twenty-Fourth with a hearty cheer, though many of the gallant soldiers who cheered were absolutely suffering for clothing and shoes. Hardee's corps went into bivouac west of the town, and remained in bivouac until the 8th of November. The weather for most of the time was miserable and the camp most uncomfortable in consequence. The following issues were made to my regiment: 64 jackets, 16 pairs of trousers, 38 pairs of socks, 28 pairs of shoes, 24 blankets. This was a very inadequate supply....

(From the battle of Franklin itself:)

Just before the charge was ordered the brigade passed over an elevation, from which we beheld the magnificent spectacle the battlefield presented – bands were playing, general and staff officers and gallant couriers were riding in front of and between the lines, 100 battle-flags were waving in the smoke of battle, and bursting shells were wreathing the air with great circles of smoke, while 20,000 brave men were marching in perfect order against the foe. The sight inspired every man of the Twenty-fourth with the sentiment of duty.

(Capers' Summary)

From Palmetto to Franklin the regiment marched over 500 miles. We suffered much during November from the bad weather and from the want of clothing, shoes, and blankets. Once during the campaign the men received as a ration three ears of corn to each man, and frequently we had nothing but

corn meal. But I am happy to report that no man deserted the flag of his regiment, and no command of the army fought with more spirit and heroic determination than the Twenty-fourth South Carolina Volunteers.

(Continued from page 7)

conclude with your chin. You can use your free hand to help pull the skin of your face taught which helps a lot. Always shave with the grain. Going against the direction the hair grows almost guarantees you'll cut yourself. If you find you need to go over a place more than once, feel free. You can also reapply lather in areas you didn't get close enough to suit on the first pass. It takes practice, but after a couple weeks you'll get the hang of it and nicks will be no more evident than shaving with a safety razor or disposable. You can deal with small nicks with a styptic pencil or block of alum (alum is more authentic) which instantly stops the bleeding. While I understand this may not be completely illustrative of the straight razor shaving process, if you still have questions, check around in your community. You can usually find a barber, particularly one over 60 who's still plying his trade, who can demonstrate good technique. I must also stress, even though this should be obvious, you MUST use a mirror and adequate light to do this safely. You can do it by candlelight, but you can't do it without a mirror unless you have a death-wish. As an aside, the scene from the movie "Glory" where Denzel Washington's character was shaving his head using his reflection on the bottom of a tin cup is pure balderdash.

When finished with your shaving session, carefully dry your razor and strop it again. Never put it away wet, as we know "rust ruins razors!" When completely dry, you can wipe it down with a bit of oil, or even fat, to help prevent rust as well, but be careful to wipe the thin film of oil or grease from the blade before you use it again.

Finally, at some point, stropping alone won't result in a keen enough edge anymore. Depending on the thickness of your beard, that is probably thirty shaves or so. At that point, you'll need to hone your razor. Either, return to the place you bought it and ask them to hone it for you, or, with a good quality whetstone, reverse the stropping procedure and carefully hone the edge. Honing is properly done by placing the razor down on the stone then lightly "push" the razor, this time edge first, across the length of the stone. At the end of the stroke, roll the razor over, all the while keeping the back of the razor in contact with the stone, and push the other side of the edge the length of the stone. Repeat a few times. Your razor should be shaving sharp again in about ten strokes. Light touch! Overdoing it can ruin the razor.

If you're game, try it. Practice at home, then take it to the field. I think you'll enjoy learning, and as I said at the outset, once you become accomplished, you'll never have a closer shave and won't be buying those expensive disposable shaving cartridges anymore. With practice, you'll be able to safely shave your face, in under ten minutes from start to finish -- which is a little bit longer than doing it with a modern disposable razor and a can of aerosol shaving cream, but far more rewarding!

Grand Guards, Supports, Pickets & Patrols

By: Cory Pharr

How do you really post guards and pickets? Most reenactors do not have much experience with establishing a functioning system of guards, supports, pickets and patrols because few events we attend require them and those where they might be used to good effect either don't employ them or employ them incorrectly. This article is intended to cover the basics of these types of operations and draws from Mahan, Butterfield, Craighill and Kautz. Be aware that the since the "safety of the army rests" upon the manner in which the system of Guards, Supports, Pickets & Patrols perform their duties, a lot of care is expended on the task.

Article 1. Posting the Guard, Supports and Pickets & Their Duties

1. The Grand Guard is a force thrown out in the direction of the enemy to prevent surprise, to give notice of his approach and to delay his advance in order to give the main body time to prepare for battle or make good its retreat. It is too often referred to as an *Advanced Guard*, which should only be applied to a force thrown out in front of a body which is *moving*, to give notice of the vicinity of the enemy, to conceal preparations for battle and to cover offensive movements. It becomes a *Rear Guard* when it is placed in the rear to either delay pursuit, to cover the retreat or to bring up the fragments of the column and guard against sudden attack. Mahan uses different names and adds two other lines but we will dispense with them here for simplicity and use a system more like the one outlined in the Army of the Potomac's General Order 69.

2. Each guard shall consist of a line of PICKETS, of a line of SUPPORTS, from which the pickets are furnished and a GRAND GUARD.

3. The Grand Guard is placed in a position commanding the approaches to the main body where it rests in such a way as to be ready for action at a moments notice. It should be strong enough to check and hold the advance of the enemy long enough for the main body to prepare. It should take advantage of whatever defense the country offers to strengthen its position. Abattis should be thrown up whenever in the presence of the enemy. The Grand Guard will furnish a line of sentinels to communicate with the Supports and with the main body. They should be posted within easy calling of each other so that information may be passed clearly.

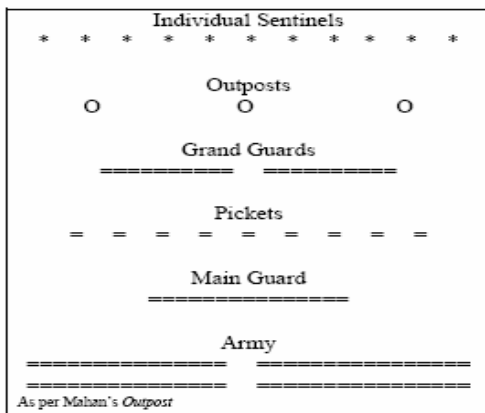
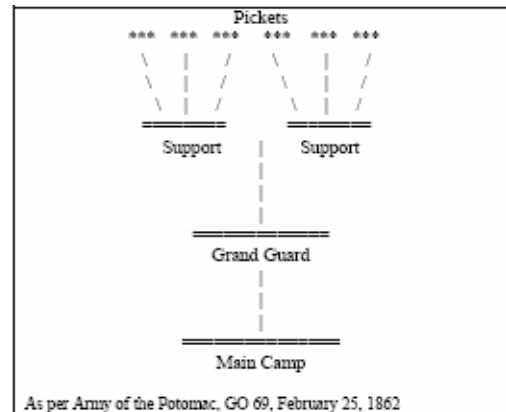
4. These sentinels (pickets) should be relieved every two hours and, when on duty, remain constantly alert, never being allowed to sit or lie down.

5. The Supports, two or more in number as the nature of the ground may require, are thrown out in front of the Grand Guard. They are placed in such positions as to be able to communicate easily with both the Pickets and the Grand Guards and as near the avenues of approach as are practical.

6. From these Supports, a line of Pickets is thrown approximately 200 yards in front. [Note: This is the first time distance has been mention. According to the book, the Grand Guard is placed one to one and a miles from the main body and the Supports, a mile ahead of that. For our purposes, however, distance will be discussed as it relates to the Pickets.] Upon the placement of this line and the manner in which the Pickets perform their duty the safety of the entire army depends. None of these men on this line will sit or lie down nor will they quit their arms or relax their faithful vigilance by day or night.

7. Posting groups of men not more than 150 yards apart or closer if the ground or the attitude of the enemy requires it will form the line. These groups will keep constant communication with each by means of one man from each group walking halfway to the group on his left and another halfway to the group on his right, always leaving at least one man on the station.

8. The line of retreat for the Pickets, Supports and Grand Guard should be free of obstacles that are insurmountable or difficult to pass.



9. Pickets cannot overlook as much ground at night as they can during the day so consequently, they must be drawn in at night. To increase the number of posts would keep too much of the detachment awake and unnecessarily tire the men. Additionally, the enemy must be slow and cautious in his movements because it is dark, indeed is almost compelled to follow the roads for fear of wandering, and thus it is not necessary to extend the watch to so great a distance.

10. The position for the night is to be reconnoitered by the chief of the grand guard as soon as the posts for the day have been established and is maintained as long as possible.

(Continued on page 10)

(Continued from page 9)

11. The duties of the Pickets are to keep a vigilant watch over the country in front and the approach, retreat or flanking movements of the enemy if he is in sight, of any reinforcements he may receive or any convoys arriving within his lines. They are to prevent the passage of all unauthorized persons in or out of the lines and to arrest all suspicious individuals. In case of attack they will act as a line of skirmishers, holding their ground until the last moment. If forced to retire, they will slowly close their intervals and fall back on their Supports.

12. The Supports, being placed in a strong position, will be ready to receive the Pickets and repel an attack. They will fall back on the Grand Guard when they are no longer able to hold their ground.

13. One relief of the Supports is allowed to sleep and at least one must be ready at all times. One officer should also be awake at all hours. No fires are allowed on the line of Supports.

14. The Grand Guard is the rallying point for Pickets and Skirmishers if driven in and will hold its ground until ordered otherwise.

15. If the Grand Guard, for reasons of necessity, were placed very far from the main body, it would be liable to be cutoff by any hostile force that should creep in and form an ambush along its line of retreat. In that case it must be supported by a special force which constitutes an intermediate grand guard.

Article 2. Rounds, Relief & Rotation

1. Pickets should be relieved every two hours from the Support.

2. The Supports are divided into three reliefs for the Pickets and are themselves relieved by the Grand Guard every six hours.

3. The Supports then take their place as the Grand Guard.

4. At least one officer and one-third of the men of the Grand Guard must be awake at all hours. Fires may be built on this line in places where they cannot be seen from the front. They are not allowed past the line of Grand Guards and any found burning should be immediately extinguished.

5. Suppose the army has arrived in bivouac at 2:00 PM, departure is fixed 6:00AM the following morning and it becomes dark at 8:00PM (we'll deal with morning routine later). The Pickets will occupy the exterior line from their arrival until 8:00 then they retire with the Supports to occupy the positions for the night before being relieved by the Grand Guard. When the Grand Guards come up to relieve the Supports, they will take the evening line.

6. If the departure is fixed for 6:00 then the position of the day will not be retaken unless there is some delay in departure in which case the positions will be reoccupied at daybreak if possible.

7. Before reoccupying the day position, patrols must be sent all around to check for potential ambush.

8. The purpose of rounds is to ensure that everyone is doing their duty. The Grand Guard and Support are to be visited three to four times throughout the night and the Pickets once during their shift.

Article 3. Patrols

One item that is frequently forgotten, even when guards and pickets are set, is the use of patrols. They are a crucial, integral part of the system of guards and pickets – and it is a system, as neither should operate on its own as to do so would leave each open to ambush and capture. The person whose job it is to make the rounds either goes alone or accompanied by one to five men as his rank, the nature of the ground and the distance to be covered dictate.

Patrols are a special part of the Grand Guard which are drawn from the Grand Guard and consist of two to thirty men though that number depends upon their missions which are either for defensive offensive, or reconnaissance purposes.

A defensive patrol is sent out within the or within the vicinity of the line of pickets to detect the approach of the enemy or his scouts and to keep the pickets on alert. Where there are not enough men or the ground prevents forming an adequate line of Pickets, the situation can be remedied by constant patrols of the area. Such a patrol is small in number and consists usually of three or four men. Offensive patrols are usually to ascertain the strength and position of the enemy and his intended movements and, since operating in front of the Pickets, are larger. All patrols should make note of the character of the ground and be able to report it accurately.

As patrols are sent out to see the enemy and not to fight him, encounters should be avoided even if he is in inferior strength unless the capture of a prisoner or two would yield the information the patrol was sent out for. Even then the failure to produce a capture, or the possible disturbance from a successful one, will alert the enemy to the patrols presence and might lead to the failure of the reason for being out there to start with. Therefore, the selection of the men for the patrol and their fitness for duty will determine, in large part, the success of the enterprise. The men should be specially selected, quick sighted, active, who know how to make advantage of the ground and who will report what they see accurately.

If, after all the precautions, a patrol is discovered, then the officer should make the best of it. If it is still possible to continue the patrol and accomplish the object then he should by all means push on whether by pretending to retreat until pursuit is abandoned or, if his force will warrant attacking and dispersing the enemy and continue on. Sometimes, in fact, usually, it is only possible to aggressively attack the enemy, secure what prisoners can be made and retire. Should a patrol find itself surrounded then it should rush impetuously at the enemy that has turned their rear and make their escape.

In the vicinity of the enemy or when not following a road, a patrol moves in a formation that may be called a line of battle with the chief of the patrol in the center.

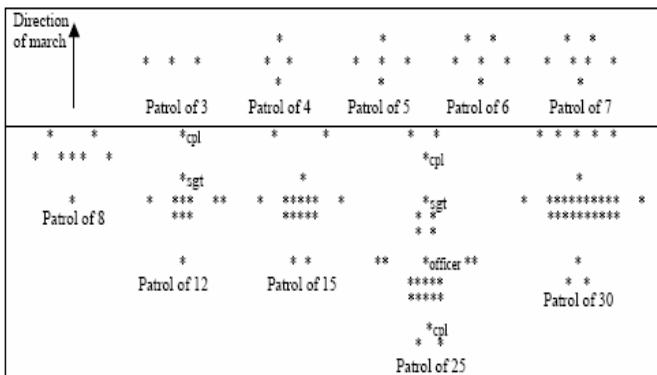
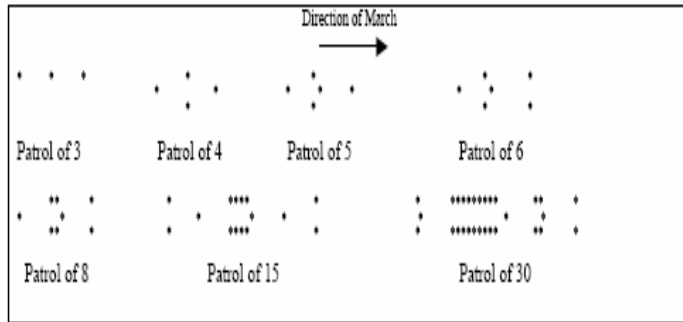
The distances between the chief of the patrol, as the center, to the flankers vary during the day from 10 to 60 yards and at night 5 to 20 and depends on the nature of the ground. The chief patrol must always be able to either see the flankers or hear them speak in an undertone. The main object in the march is that the patrol will gain first sight of the enemy so that no part of it can be surprised or captured without the knowledge of the rest of the patrol.

At when following a road, or at night when the country is

(Continued on page 11)

(Continued from page 10)

very rugged or thickly wooded, the patrol adopts a different pattern. Notice that the files are not doubled.



Annex A. The Good Ground

“Troops take a position to make a or receive an attack; a position is a portion of ground offering some advantage either for attack or for defense; it is usually an elongated rectangle or succession of rectangles in a broken line.

“The principal conditions a position should fulfill are the following:

- 1st A development in proportion to the troops occupying it, calculating it so as to give 300 yards between the lines and 200 yards from the first line to the front; a usual allowance is 120 yards front to 1,000 men of all arms and a total depth of 600 yards.
- 2d Free communication in every direction.
- 3d No separation by obstacles.
- 4th Several debouches for retreat if necessary.
- 5th Wood and water within reach, if the position is to be long held, and healthy localities should be selected under the same circumstances.

“Positions are *offensive* or *defensive*. The special conditions of offensive positions are: 1st, an unobstructed front; 2d, debouches for all arms; 3d, wings supported; 4th roads in front penetrating the invaded territory; 5th, if the surrounding ground presents commanding points, occupy them with a few troops as detached posts.

“The special conditions of a defensive position are: 1st, a front protected by an obstacle *which should not be impassable* [emphasis mine]; 2d, wings supported; 3d, debouches to the front for offensive returns; 4th, not be commanded by high ground within extreme range of cannon; 5th, the obstacles in front to be under fire of the position.

“The longer the enemy is under fire before arriving upon the

position, the more perilous will his advance be; and this is the reason why obstacles should never be completely impassable except on the flanks: it is very advantageous for the defense if the ground slopes away gradually in front and also if there are salient points which can be made to receive the first shock of the attack.

“The enemy should never be able to pass by or turn a defensive position without exposing his own flanks or communications, and the position should be such that its own communications to the rear are perfectly secure and its supplies of food, &c., at convenient positions not more than ten or fifteen miles distant.

“A position should be strengthened by intrenchments [sic] when there are no natural obstacles and when time permits.... The key of a position is the point the possession of which controls the whole.

“To guard positions, advanced posts are formed which should be relieved every day; sometimes also detached posts are formed which are left to their own defence [sic], but guarded from sudden attack; for example, a village may be guarded by an isolated brigade.” (Craighill, pp. 143-144).

Battalion Dues

were due to the
Battalion Adjutant
on July 1, 2004.

**If you have not forwarded your
dues to your unit rep,
please do so immediately.
DO NOT send them directly to
the Battalion Adjutant**

Dues **MUST** be received by the Battalion
Adjutant no later than August 20, 2005 to
ensure voting privileges and for Vindica-
tor privileges.

Please note the address change for the
Battalion Adjutant:
Adjutant
203 Hollytree Circle
Ladson, SC 29456
email:
adjutant@palmettobattalion.org

The Palmetto Vindicator

203 Hollytree Circle

Ladson, SC 29456

vindicator@palmettobattalion.org

Stamp
Here



Address Correction Requested

Address Label Here

THE PALMETTO VINDICATOR

Battle Summaries

Civil War Site Advisory Council

"I never saw men put in such a terrible position as Cleburne's division was in for a few minutes...the wonder is that any of them escaped death or capture." -- James Barr (USA), Sixty-Fifth Illinois Infantry

Battle Name: Franklin

Location: Williamson County, Tennessee

Campaign: Franklin-Nashville Campaign, 1864

Date: November 30, 1864

Principal Commanders: Maj. Gen. John M. Schofield [US];
Gen. John B. Hood [CS]

Forces Engaged: IV and XXIII Army Corps (Army of the
Ohio and Cumberland) [US]; Army of Tennessee [CS]

Estimated Casualties: 8,587 total (US 2,326; CS 6,261)

Description: Having lost a good opportunity at Spring Hill to hurt significantly the Union Army, Gen. John B. Hood marched in rapid pursuit of Maj. Gen. John M. Schofield's retreating Union army. Schofield's advance reached Franklin about sunrise on November 30 and quickly formed a defensive line in works thrown up by the Yankees in the spring of 1863 on the southern edge of town. Schofield wished to remain in Franklin to repair the bridges and get his supply trains over them. Skirmishing at Thompson's Station and elsewhere delayed Hood's march, but, around 4:00 pm, he marshaled a frontal attack against the Union perimeter. Two Federal brigades holding a forward position gave way and retreated to the inner works, but their comrades ultimately held in a battle that caused frightening casualties. When the battle ceased, af-

ter dark, six Confederate generals were dead or had mortal wounds. Despite this terrible loss, Hood's army, late, depleted and worn, crawled on toward Nashville.

Result(s): Union victory

CWSAC Reference #: TN036

Preservation Priority: IV.1 (Class A)

Current Status: Franklin is a prime example of what can happen when a community fails to appreciate the historic resources in its midst. In recent years, several attempts have been made to save portions of the battlefield - all rejected by local government. However, there are some bright spots in the situation that provide a glimmer of hope for preservation at Franklin. The municipal elections of 2002 and 2003 resulted in the selection of government officials sympathetic to preservation. In addition, preservationist J. Roderick Heller III, a descendent of the owners of Carnton Plantation, has purchased \$5 million worth of core battlefield land alongside that historic mansion. The Civil War Preservation Trust has protected 57 acres at Ropers Knob, a key part of Franklin Battlefield.