



# The Palmetto Vindicator

The Newsletter of the Palmetto Battalion, Inc.

Volume XVII, Issue 4

September 2004

## Field Orders

**F**ranklin. At the NSA meeting we spent a lot of time talking about Franklin. And we did an event site walk through of all the battlefields and the camp areas. First let me say that it looks great. The scope of the property can hardly be appreciated by looking at the maps. In some of the scenarios, we will hold the same width of battlefront and traverse the same distances as the men actually did 140 years ago. Our campsite has been secured. And it's fine. We'll have an ample amount of tree line for the campaigners to use. The typical company streets will extend out from the trees. My "quarters" will be at the edge of the trees. Brigade HQ will be almost directly behind me farther back in the tree line. There will be a battalion on our left and right. There will also be two more brigades adjacent to us. Our position should be firm since some good friends from the 19th AL live 10 miles away and will mark the brigade and battalion boundaries some minutes after the camps are open for setup.

You will note a "Military With Family" camp on the cut-away. This concession was made to keep the fighting men that have families and heavy gear in the general CSA camp area. It's quite a bit closer than the civilian camp. However, it really is 200 yards from the edge of the last brigade to the edge of this camp. There's rolling terrain and a bend in the

tree line to make this camp separate from the strictly military camps.

If you thought about going to the bivouac area on Friday night, you may reconsider. First and foremost, I want the Battalion to stay together. Next, the bivouac area is a good 2 plus miles away. You'll be trying to find your way over there with your overnight stuff. Anyone know what the weather can be like there in October? Pvt. Frostbite, do you remember the '95 event? That stuff will have to be carried for the rest of the day because we won't be back to our camp until dark. We're not going back to the bivouac area and we're going to cover a lot of ground when we leave it. Also, the folks staying over there aren't going to lollygag about. They have been tasked with clearing a tree line such that the other brigades arriving on Saturday morning will be able to pass through. The tree line is thick and Captain Stihl's company will not be there.

On the subject of Saturday's festivities. Have you been thinking about getting in shape? The Atkins diet not working for you? Let me suggest a "regiment" of workouts that will make you lean and mean. Dress in wool, take limited rations, and run all over the countryside. You might think about preparing sooner than the week before. Saturday will be a physical challenge for some. We'll leave out of camp at 6:00 am, fight two prolonged battles and return at the end of the day close to or after dark. If you have trouble sleeping, forget about it. Saturday night you'll think you're in your mother's arms if you lay down on the woodpile. Water will be available at places along the way, but bring an extra reserve. They'll blow the horn at 5:00 am. We'll hustle to get some breakfast. Eat well, because you'll be eating out of your haversacks for the rest of the day. Just in case that slipped by... bring food that will sustain you for the whole of the day.

"How many rounds should I bring?" I think at least a full cartridge box and 2 packs in reserve for each battle. We've been to battles where we were told to bring 300 or more rounds and didn't fire the top of our boxes. I don't think that will be the case here. We will carry an additional reserve. Let's have the parcels divided by company. Within

*(Continued on page 7)*



**Copyright notice.** © Palmetto Battalion, Inc, 2004 Works contained herein are protected under the copyright laws of the United States. Unauthorized reproduction or distribution may be subject to civil penalties. For permission to reproduce articles in this newsletter contact the editor at [vindicator@palmettobattalion.org](mailto:vindicator@palmettobattalion.org)

## South Carolina Department of Archives

Patrick McCawley  
Reference Archivist  
Patrick@scdah.sc.state.us

S C Dept of Archives  
8301 Parklane Rd  
Columbia, SC 29233

**R**ecently, it came to the attention of the staff at the South Carolina Department of Archives and History that a significant collection of documents connected with Governor Francis W. Pickens and Governor Milledge L. Bonham were to be auctioned off at a local Columbia auction house. The documents were being offered for sale by a descendent of Confederate General Evander M. Law. Law, a native of Darlington area and graduate of the South Carolina Military Academy, was in command of Columbia during the evacuation of the city in February 1865. Much of the State Archives was moved out of Columbia by train on the 16<sup>th</sup> of February and eventually reached Chester. Logistical problems prevented the records from being moved further north and the crates of documents were stored and hidden about the town. The destruction of the railroad prevented the swift return of the records to Columbia and as late as December of the same year, records of the state government will still stored in the Chester Courthouse. How General Law came into possession of this group of records is not clear.

The list of 444 documents to be sold was available on the website of the auction house and clearly indicated the official

nature of the documents. Concerned that these were public records and that this collection would be broken up and scattered if the sale proceeded, the agency requested the Attorney General's Office to investigate any claim the state might be able to make on the documents. On August 6, the Attorney General obtained a temporary injunction halting the sale. By the time this newsletter is in print, a hearing will have been held to determine if a more permanent injunction will be issued until proper ownership of the documents is established.

I would again like to invite all of you to the Seventh Annual Symposium on South Carolina Civil War History to be held on September 24 & 25, 2004. This year's slate of speakers should prove to be interesting and educational and well worth the price of admission. I am especially excited about having Gordon Rhea, one of the foremost experts on Grant's Overland Campaign. Gordon has a well-deserved reputation for his captivating presentations. Feel free to contact me if you have any questions or visit our website at [www.state.sc.us/scdah/civilwar2004.htm](http://www.state.sc.us/scdah/civilwar2004.htm) for a complete program guide and registration form.

## A Unit History for Franklin

Cory Pharr  
10th SCVI  
Palmetto Living History Association

*"On Saturday, we'll portray men as honorable if not as dashing. The choice will be of the 16th Alabama; the 32nd and 8th Mississippi consolidated; the 3rd Mississippi Battalion; or the 5th Mississippi." Colonel Tom Grazioli*

**A** search for the 16th AL in the Official Records will reveal as dashing and gallant a unit as any in Confederate service. The Mississippi boys did good service as well.

The 16th Alabama Infantry regiment was assembled at Courtland, AL, on August 6th, 1861, and it contained men from Russell, Lauderdale, Lawrence, Franklin, Cherokee, and Marion counties. The unit was ordered to Knoxville, TN, then KY where it fought at Fishing Creek (lost 64 men) under General Felix Zollicoffer. Later it was assigned to General Sterling Wood's (with the 33rd AL, 44th TN, and 32nd and 33rd MS regiments), Mark Lowrey's (same regiments, with the 45th AL was added), and Charles Shelley's brigades. After taking part in the battles of Shiloh (lost 162 men) and Perryville (held in reserve, not actively engaged), the 16th participated in the campaigns of the Army of Tennessee from Murfreesboro to Atlanta (losses were 200 in the campaign), moved with Hood to TN, then saw action in NC. In September 1861, the regiment totaled 867 effectives. It sustained 168 casualties at Murfreesboro, and lost fifty-nine percent of the 414 engaged at Chickamauga. During December 1863, there were 302 present for duty and 202 arms. It lost 150 killed and wounded at Jonesboro and half its remaining force was disabled at Franklin and Nashville, including all officers. On 26 April 1865, about 50 officers and men surrendered, their unit

having been consolidated with the 1st and 45th AL regiments. Field officers were Colonels Frederick A. Ashford, A. H. Helvenston, William B. Wood; and Lt. Colonels John W. Harris, Joseph J. May, and John H. McGaughy.

Historical Resources: \*Cantrell, Gene. 16th Alabama Infantry: a regimental history during the service of John Henry McVay, King of Thorn Hill, Alabama. (Sherman, TX, 1996)

\*Hill, Andrew Malone, "Personal recollections of Andrew Malone Hill", in Alabama Historical Quarterly, XX (spring 1958), 85-91

\*James, Westwood Wallace. "'This is war -- glorious war'; the

## Palmetto Soldiers Relief Society

Carla Dorn, President  
803-275-5287.

### PSRS Swap Shop.

The PSRS will hold the swap shop once again at elections this year. All items are to be dropped off prior to the meetings beginning. The swap shop will not open until AFTER the PSRS meeting is adjourned. We feel this will still give everyone enough time to see everything. Please have the items marked and priced with the amount that you would like to get plus 10%. This 10% will be the commission for the PSRS. If there are any questions, please call. Thank you!!!

## Palmetto Soldiers on the Fields of the West -10th & 19th South Carolina Infantry in the Army of Tennessee

John Bigham  
Curator of Education, SCCRR  
jbigham@crr.state.sc.us

301 Gervais Street  
Columbia, SC 29201  
803-737-8097

**T**he legislative act of December 17, 1860--three days prior to the secession of South Carolina--authorized the formation of ten 12-month infantry regiments for State service. Mexican War veteran Arthur Middleton Manigault [pronounced Man-ee-go], who was in service at Charleston, raised the 10th South Carolina Volunteers. When the call was made for troops to go to the seat of war in Virginia, eight of the ten regiments went north. The 10th under Col. Manigault remained behind as garrison for the First Military District, which ran south from the NC line to the South Santee River. Manigault commanded the district, with 3, 015 effectives in his force, centered on Georgetown.

The 10th had organized in July at Camp Marion near White's Bridge in Georgetown. An initial report shows 12 companies and 1,175 men. Sickness and disease disabled 250 men while the regiment was stationed at Cat Island guarding Winyah Bay, an outlet for a river system that was perfect for raising rice.

The 10th did not go north to Virginia because an attack by Union forces was expected at some point along the coast. Two-thirds of the state's rice crop, which fed millions worldwide, was grown in the Georgetown area. The importance of the tiny kernels would paradoxically carry the men of the 10th 700 miles west to Corinth, Mississippi in the April of 1862. Thereafter the 10th and its sister regiment, the 19th, would forever have their fortunes tied to the Army of Tennessee. Manigault's Brigade then comprised the 24th, 28th and 34th Alabama Infantry Regiments and the Alabama battery of Capt. D. D. Waters.

The brigade participated in Bragg's invasion of Kentucky, and at Murfreesboro the two SC regiments suffered 24 KIA and 163 wounded. The 10th and 19th consolidated in September 1863 and remained so until April 1865. As such they fought through Chickamauga, Lookout Mountain, Atlanta, Franklin, Nashville and Bentonville. The final death count for the 10th was 519; for the 19th, 347. When surrendered in 1865

in North Carolina, they numbered 55 and 76 men respectively.

Brig. Gen. Manigault returned to Georgetown to plant rice, hold public office and write his memoirs, which were published posthumously. At the battle of Franklin, Manigault's Brigade got into the action late [today, or even the next day Dec 1 of '64, one could say at Franklin that everybody got into the fight late], but just in time for Manigault to take a head wound from a rifle ball. The wound never healed and in 1886, he died from its effects, yet another Confederate general killed at Franklin.

Extracts from the Compiled Service Record of Captain John S. Palmer, Company K, 10th/19th SCVI: Muster rolls and supply requisitions from Palmer's company offer an inside look at the workings of an infantry unit. Armies then as now traveled on their paperwork. In the 3rd quarter of 1863, Palmer, commanding the fourth of six companies of the consolidated 10/19th received as requested a stationary requisition consisting of 1/4 quires letter paper [one quire = 24 sheets], 1/2 quires foolscap paper, 1/2 quires note paper, 1 pen holder & 12 pen points, 6 quires official envelopes. Let's do the math with an unscientific estimate of the paper demand in the AoT from this small requisition. Using an estimate of 1,280 companies in the AoT, and assuming that all companies ordered the same amount [hey! It's guesswork!] we reach these astronomical figures: 320 quires letter paper, 640 quires foolscap, 640 quires note paper, 1,280 pen holders & 15,360 pen points, and 7,680 quires official envelopes. In modern terms this works out to about 77 reams of paper and 185,000 envelopes. And these figures do not take into account the whole war or demands by higher headquarters; brigade, division, corps, the ANV, etc. Even if the figures are cut in half, Southern demand for paper of all kinds must have filled the holds of several blockade-runners! Thanks for all that you do for the Confederate Relic Room. Come see us!

[Portions of this article were published in Military Images magazine, July-August 1997.]

## Battle Summary—Secessionville

Civil War Site Advisory Council

**Other Names:** Ft. Lamar, James Island

**Location:** City of Charleston

**Campaign:** Operations against Charleston (June 1862)

**Date(s):** June 16, 1862

**Principal Commanders:** Brig. Gen. Henry Benham [US]; Brig. Gen. Nathan Evans [CS]

**Forces Engaged:** 8,600 total (US 6,600; CS 2,000)

**Estimated Casualties:** 889 total (US 685; CS 204)

**Description:** Early June 1862, Maj. Gen. David Hunter transported Horatio G. Wright's and Isaac I. Stevens's Union divisions under immediate direction of Brig. Gen. Henry Benham to James Island where they entrenched at Grimbald's Landing near the southern flank of the Confederate defenses. On June 16, contrary to Hunter's orders, Benham launched an unsuccessful frontal assault against Fort Lamar at Secessionville. Because Benham was said to have disobeyed orders, Hunter relieved him of command.

**Result(s):** Confederate victory

CWSAC Reference #: SC002

Preservation Priority: I.3 (Class B)

# On the Drill Field

Used with permission from the book *Parade, Inspection and Basic Evolutions of the Infantry Battalion*, 4th Edition, 1998, by Dominic J. Dal Bello, aop\_press@yahoo.com *The work is available for \$17.00 from AoP Press, PO Box 1863, Goleta, CA 93116*

## ***Change Front Forward On Fourth Company***

This command is given when the battalion is in a line of battle, or fronted. The commander wishes to form a line of battle 90 degrees to the left, with the pivot point being the 2nd Sgt of the 4th company. Markers would normally be placed to indicate the new line. The colonel will notify the captain of the fourth company of the change. The captain of fourth company will then **immediately wheel** his company left to the line established by the markers (Lt. Colonel, Major, Adjutant, ...). The colonel will command:

**Change front forward on fourth company. By company, left half wheel. MARCH. (Colonel)**

At "half wheel", the remaining captains will move to the center of their companies cautioning them to prepare to wheel. At "march" the companies will left wheel from a fixed pivot on the 2nd Sgt. The colonel will command:

**Forward. MARCH. Guide, left. (Colonel)**

On this command, the companies will be marching toward their positions in the new line. The captain and second sergeant should take care to make sure their company will arrive in the correct place by guiding towards the right guide of the company on the left. When the 2nd Sgt. is three paces from the new line, the captain will **halt** the company. The 1st Sgt will step out into the line of guides facing left. The captain will then command:

**Left turn. MARCH. (Captain)**

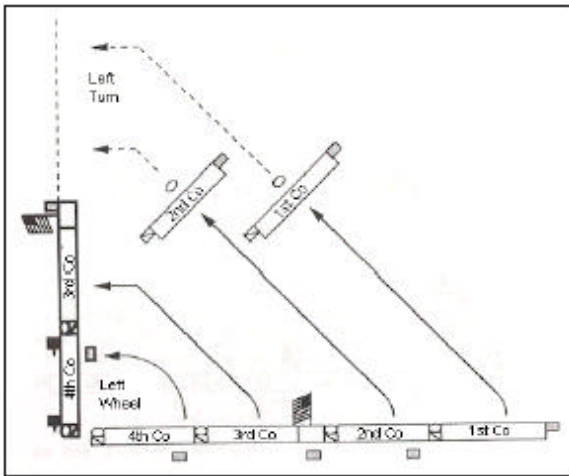


Diagram 1: Change Front Forward on Fourth Company

**HALT. (Captain)**

**Left, DRESS. (Captain)**

The captain moves to a position on the line, at the end of his company stepping into the normal position of the captain of the company on his left.

**FRONT. (Captain)**

The rest of the company will step up to the line. The captain will halt the company on the established line. The 1st Sgt

(right guide) will step forward and turn to the left (in the line of closers where he will remain until "posted". This seems appropriate but is being confirmed at this time. If you know for sure, send me a reference and a paragraph number!). The captain will move to his position in the line on the right of his company and dress the men to the left. The men will have their arms at the shoulder. When the colonel is satisfied with the alignment of the battalion he will command:

**Guides, POST. (Colonel)**

The captains now return to their normal position on the line at the right of their company.

## ***Forward Into Line***

While marching by the right flank, that's 4 men across with the first company up front. The colonel will command:

**By company into line, MARCH. (Colonel)**

The captain will move forward 2 paces and to the center of where the company will be formed. The 1st Sgt. will step forward into the captain's position of the line. The men will un-double files and move to the left and forward to the line established by the 1st Sgt. The 2nd Sgt. will establish the left end of the line in the front rank. Be careful to stay 2 paces behind the captain. Hardee's says the men will "advance the right shoulder" and move at the double quick step. I believe that to mean at "the right shoulder shift".

After the companies are formed in their lines the command is:

**Guide, LEFT. (Colonel)**

The dress is left. The 2nd Sergeants look forward and back to align his company with the company that is the furthest to the

(Continued on page 5)

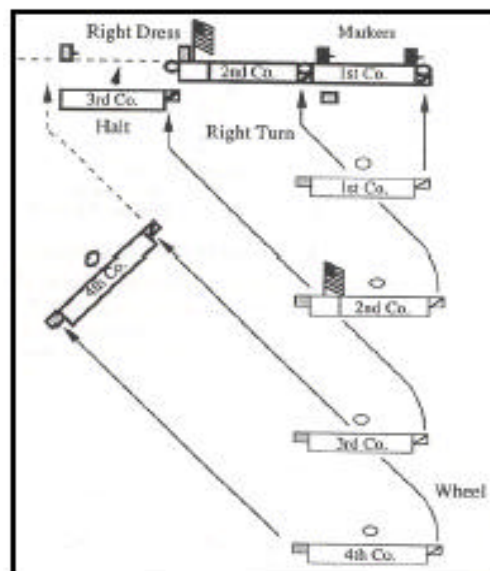


Diagram 2: Forward into Line

*(Continued from page 4) On the Drill Field*

left. If you're in the largest company, or furthest to the left, you're in the right place. The next command is:

**Forward into line, By company left half wheel, MARCH. (Colonel)**

The leading company will march to the marker that was supposed to be sent out in advance. To the captain of the first company, if there isn't a Lt. Colonel, Major, or Adjutant out there go 15 paces and stop. The second, third, and following companies will do a left wheel for about 45 degrees. You will then hear from the colonel:

**Forward, MARCH. Guide, RIGHT. (Colonel)**

The companies will stop wheeling and march forward towards the line set by the first company. The 1st Sgt. will be guiding his men towards the 2nd Sgt in front and to the right of him.

The captain will halt the company when the 1st Sgt. is 3 paces from the line. The captain will look to see if the company already on line is dressed. He'll know that because they'll be at support arms. The captain will command:

**Right turn. MARCH. HALT. (Captain)**

The 2nd Sgt. will immediately step out into his position as the

left guide. That is one step beyond the line, facing to the right, directly in front of one of the last three men. (Info conflicts here, use the last man). The men will step up to the line, the last man in the company stepping up so his chest touches the right should of the 2nd Sgt. The captain will command:

**Right, DRESS. (Captain)**

The captain will move to his normal place on the line. When the men are in the proper alignment, he will command:

**Front. Right shoulder shift, ARMS. (Captain)**

If the battalion is coming on line to engage an enemy, the colonel may see the need to fire immediately as the companies come onto line. His intention will be made clearly known if that is the case and is not to be assumed. If this is the case, the captains will bring their men on line and dress them before giving the order to fire. Firing by the file would give some degree of cover while the rest of the battalion comes on line.

Guides should take care to step back before the order to fire is given. If no firing is to take place, the colonel will command:

**Guides, POST. (Colonel)**

## Battalion Dues

were due to the  
Battalion Adjutant  
on July 1, 2004.

If you have not forwarded your  
dues to your unit rep,  
please do so immediately.  
DO NOT send them directly to  
the Battalion Adjutant

Dues received by the Battalion Adjutant  
after August 20, 2005 will be recorded af-  
ter September 20, 2004 for Vindicator  
privileges.

Please note the address change for the  
Battalion Adjutant:  
Adjutant  
203 Hollytree Circle  
Ladson, SC 29456  
email:  
adjutant@palmettobattalion.org

## Palmetto Living History Association SC Confederate Relic Room L H

The PLHA started a tradition last Thanksgiving weekend that we'd like to continue. We put on a small LH on the property of the SC State Museum in order to help draw attention to the fine SCCRR&M -- you may have seen some talk on the Battalion website Bulletin Board about the event.

We got together, helped draw attention to the SCCRR&M and had us a bit of fun in the process. The Relic Room had their single highest attendance day that day, too! Lots of dads (shopping widowers) and sons showed up, as well as the local news.

Many folks in SC just don't seem to be aware there is a world-class and very important collection of Confederate and South Carolina military artifacts right there in Columbia, and it is maintained by their tax dollars -- hence they should go take a look.

Why all this? Simple. If you happen to be free over Thanksgiving and want to bring your 1864 ANV impression, come on out and we'll do some good for our museum. Based on a request from the Relic Room folks, many of us will be camping (campaign-style) on Friday night in order to get on the Friday night TV news in Columbia -- which worked well last year in helping to publicize the event. The more the merrier.

Members of the PLHA will make every attempt to assist those interested in attending to meet the basic uniform and equipment guidelines of the event. Loaner equipment is available but limited so please contact us early if you're interested in attending.

PLHA uniform guidelines will be in place. If you'd like to know more contact: Keith Bartsch at keith@bartsch.

## Campaigner's Corner ~ "What They Knew"

Daniel Fodera  
Palmetto Living History Association

*"Our men had started on this march with as much baggage as they thought they could carry, but they soon threw aside their impedimenta, and each settled down to his one blanket and such clothes as he actually wore.<sup>1</sup>"*

*"I will take occasion to tell what that [my baggage] consisted of, and at same time will say that it was rather above the average in our army, as to quality as well as quantity. I had a very good oilcloth haversack to carry my rations in, a tin cup, a splendid rubber cloth, a blanket, a pair of jeans drawers, and a pair of woolen socks; every article captured from the enemy! The socks and drawers were placed in the blanket, the blanket was rolled up with the rubber cloth on the outside, the ends drawn together and fastened with a short strap. To carry this we put it over the head and let it hang from the shoulder.<sup>2</sup>"*

*"Reduced to the minimum, the private soldier consisted of one man, one hat, one jacket, one shirt, one pair of pants, one pair of drawers, one pair of shoes, and one pair of socks. His baggage was one blanket, one rubber blanket, and one haversack. The haversack generally contained smoking tobacco and a pipe and generally a small piece of soap, with temporary additions of apples, persimmons, blackberries, and such other commodities as he could pick up on the march. The company property consisted of two or three skillets and frying pans, which were sometimes carried in the wagon, but oftener in the hands of the soldiers. The infantrymen generally preferred to stick the handle of the frying pan in the barrel of a musket, and so carry it.<sup>3</sup>"*

**W**hat makes a "good" event? There are many criteria, depending on where you stand and what your reenacting goals are. Those goals are different depending on whether you're an organizer, a spectator, or a reenactor. If you're a reenactor, whether you portray a civilian, an officer, or a soldier will affect your goals. Artillery, cavalry, and foot soldiers will differ in what they want depending on whether they field a garrison or a campaign impression. To boil it all down, a good event is one that makes you smile. Now I've seen dirty, tired, long-drive-ahead-of-em campaigners smile at great big national events (like Franklin will be) when other dirty, tired, long-drive-ahead-of-em reenactors are getting angry. When does this happen? At the beginning and mostly end of an event. The time when folks are sitting in the long line of trucks trying to get into or out of camp, load or unload their baggage, and get to the parking lot or make their way home. Why does the campaigner smile? Because he carries everything he needs on his back. Because he's had the same fun time the others, but he hasn't had to work as hard at setting up and taking down, he's spent less money on impedimenta, he knows that he'll just walk out to the parking lot and he'll be on the road and home sooner. For me, after being on the field, spending less money and being home (and showered) sooner is a good way to top off my weekend. It makes a good event better.

Do you want to make your event better? I humbly suggest you try going campaign style. We are lucky in the battalion to have some solid campaigners; men who have reduced the gear

to the bare necessities and have made the 20-mile marches. Use the checklist below; see if you can get your total gear down to less than 30 pounds (with musket and accoutrements). I always write out a list of what I'm going to take to an event. For some reason, I start at the shoes and go up. (Some may prefer to start with the hat and work down. It doesn't matter!).

**Uniform:** Shoes, socks, drawers, pants, suspenders, shirt, jacket, hat.

**Arms and Accoutrements:** Musket, belt, belt buckle/plate, bayonet, scabbard, cap pouch (contains caps and cone pick), cartridge box (contains tins and blank rounds. The front pouch holds a wiper (often called a "worm"), cotton cleaning patches, a spare cone (nipple), and a cone wrench or sergeants tool).

**Equipment:** Canteen, haversack, knapsack. The haversack contains rations, tin cup or boiler, tin plate, fork, spoon, folding knife, cloth or poke bags for rations. The knapsack contains a blanket, rubber blanket, shelter half with six feet of rope, spare shirt, spare socks, spare drawers, sleeping hat or camp hat, extra rounds, soap, huck towel, bone handle toothbrush, toothpaste/modern medicine in a poke sack, and a frying pan strapped to the outside. Of course many choose to forgo the knapsack and put their spare shirt inside a blanket roll. I've tried it, but prefer a knapsack. Either way is correct.

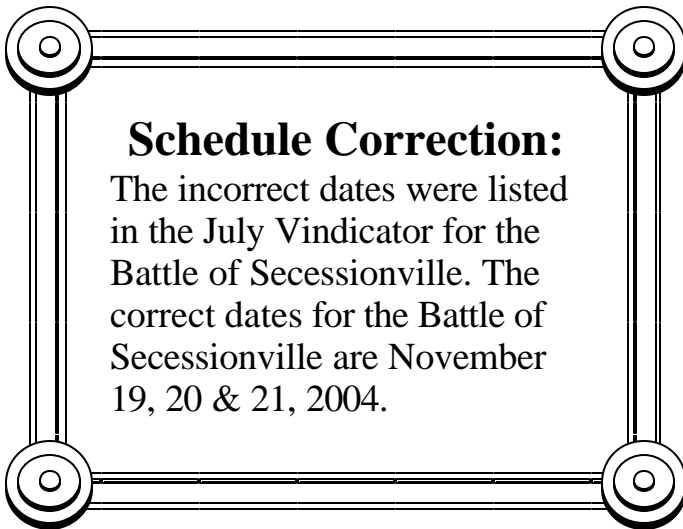
I don't use a sling on my musket. It adds a little weight, I've got plenty hanging from my shoulders already, I don't recall seeing a photograph of a civil war soldier at sling arms, and I can't find the command "sling arms!" in my copy of Hardee's. A federal shelter half should have a six feet length of hemp rope attached. The sleeping cap is not a luxury regardless of how stylish it may be; it prevents heat loss and can make a cold night infinitely more bearable. The frying pan is a stamped steel reproduction, not heavy cast iron. I'd like to say I strap an overcoat to my knapsack for winter events, but I haven't actually done that yet. Maybe Franklin.

What other items do I consider bringing? A soldier's prayer book, a writing tablet and pencil, a pipe, tobacco, a pocket watch. Sometimes even an additional beverage in an appropriate container.

Rations will vary depend on the scenario, but always include coffee (I've carried whole beans to "grind" on site with my bayonet, even green coffee beans to roast on my own. I have settled on bringing finely ground dark-roast coffee. The finer the grind, the fewer grounds you wind up spitting out.), sugar (white or brown are both authentic), salt, dry cure bacon or pork side meat (It needs no refrigeration and provides oil for cooking), rice, hardtack, flour, or cornmeal (if the ration is cornmeal, I like to have wheat flour to mix with it for frying), onion, garlic, or red peppers (boil rice with your bacon and any of these and you've got a real treat.).

Where do I farb out? I keep my military ID or my drivers' license and my cars keys with me in my haversack, knapsack or pockets. My toothpaste and modern medicine are not authen-

(Continued on page 7)



**Schedule Correction:**  
The incorrect dates were listed in the July Vindicator for the Battle of Secessionville. The correct dates for the Battle of Secessionville are November 19, 20 & 21, 2004.

## Palmetto Battalion Schedule

- August 21-22 Camp of Instruction – Aiken- Sponsored
- Sept 10-12 Tunnel Hill - Dalton, GA - Affiliated
- Sept 18 Palmetto Battalion Elections  
Sesquicentennial SP, Columbia, SC  
(Saturday, 10:00 am) -Sponsored
- Oct 1-3 Battle Of Franklin - Spring Hill, TN - Affiliated
- Oct 22-24 Brattonsville - Brattonsville, SC - Affiliated
- Nov 19-21 Secessionville - Charleston, SC – Affiliated

If your event is not listed or is listed incorrectly, please notify:  
[vindicator@palmettobattalion.org](mailto:vindicator@palmettobattalion.org)



*(Continued from page 6) Campaigner's Corner*  
tic. Often, when an old foot injury acts up, I have to use orthotic inserts in my shoes. But hey, I have to go back to work on Monday. I'd rather be smiling.

<sup>1</sup>Marion Johnstone Ford, from *Life in the Confederate Army Being Personal Experiences of a Private Soldier in the Confederate Army; and Some Experiences and Sketches of Southern Life*, found at [docsouth.unc.edu](http://docsouth.unc.edu)

<sup>2</sup>Worsham, John H., from *One of Jackson's Foot Cavalry his Experience and what he saw During the War 1861-1865*, found at [dosouth.unc.edu](http://dosouth.unc.edu)

<sup>3</sup>Private Carlton McCarthy, from *Detailed Minutiae Of Soldier Life In The Army Of Northern Virginia*.

*(Continued from page 1) Field Orders*

the parcels they can be separated however you want. It will be OK if a company has more than one parcel. Captains, take charge of this and make sure the parcels are ready (and labeled) for the Ordinance Sgt. to collect on Friday night. BTW, remember to leave room in your pouch of your cartridge box for cleaning patches. You may find it necessary to have a clean rifle sometime during the latter part of the day.

The Friday battle will have troops assembling at 3:00 or 3:30. The gates to the camps will close at 2:00 and reopen at 6:00. Vehicles will not be allowed in camp during those 4 hours. Be aware of that and arrive early on Friday. From my home on the coast to Nashville, it's 12 hours. I'll be there late Thursday or early Friday - set up, rested and ready. Please make every effort to do the same. Let's have a good turn out for Friday as well as the rest of the event.

I've received some excellent news. On Sunday for the Battle Of Nashville, our brigade will portray South Carolinians. At first we were to be part of Manigault's brigade. Now we may be part Gist's brigade. Either way it will still be a great honor to portray the men from our home state.

On Saturday, we'll portray men as honorable if not as dashing. The choice will be of the 16th Alabama; the 32nd and 8th Mississippi consolidated; the 3rd Mississippi Battalion, or the 5th Mississippi. Although it has been noted that all these men were gallant as well as honorable, there may be some question as to who may be more dashing. Perhaps the ladies are more qualified to voice an opinion.

All of the units carried the Hardee's pattern of the 1864 battle flag. We will only be able to carry what was carried. One of these will work for all our engagements of Friday and Saturday. My thanks to Brian Sharp, Daniel Williams, David Chinnis, and Keith Bartsch for their efforts to make sure we have the proper colors on the field.

Remember that the registration for Franklin is 15.00 now. The last day to register will be September 15th. A lot of people don't bother to pre-register, but let me encourage you to do so. It helps the organizers plan for resources like firewood, water, and toilets. There is an online registration process that makes it easy. The internet address is [www.battleoffranklin.com](http://www.battleoffranklin.com). While registering, remember that we're in the Palmetto Battalion, with the 1st Confederate Brigade under General Rambo. And by all means, get your last name in the last name block

At Your Service,  
**Tom**



# The Palmetto Vindicator

203 Hollytree Circle

Ladson, SC 29456

vindicator@palmettobattalion.org

Stamp  
Here



Address Correction Requested

Address Label Here

The Palmetto Vindicator

## Event Announcement: 140th Anniversary Re-Occupation of Fort Sumter

**Date(s):** February 18-20 2005

**Event Name:**

140th Anniversary Re-Occupation of Fort Sumter LH

**Location:** Charleston Harbor, South Carolina

**Host:** Ft Sumter NHS

**Sponsor:** Palmetto Living History Association

**Commander:** David Chinnis, **Lt:** Pat Craddock, **Orderly**

**Sgt:** Brian Hicks, **Ordinance/QM:** Neill Rose/Bruce Hoover,

**Boatswain:** Cory Pharr

**Website:** [www.geocities.com/jerseykilletlicker/Sumter.html](http://www.geocities.com/jerseykilletlicker/Sumter.html)

**Comments:** Once in a lifetime opportunity to bivouac on Morris Island, if all goes as planned. If weather conspires against us, the entire event will be held at Ft. Sumter.

**Event Point of Contact:** Keith Bartsch, event administrator, [keith@bartsch.com](mailto:keith@bartsch.com)

**Event Type:** Living History

**Impression(s):** Co. K, 52d PVI

**Preservation:** YES -- to benefit Morris Island

**Registration:** per event website -- capped at 80. \$35.00 fee. First-come, first in. Those wishing to register e-mail: [joe@skilletlicker.com](mailto:joe@skilletlicker.com) and receive registration form by return e-mail.

**NOTE:** All participants MUST be ready to embark NO later than 1:00 pm EST, Friday, 18 Feb.

**Event point of embarkation/debarkation/parking:** Patriots Point Park, Mt Pleasant

**Background:** Charleston and all its fortified places were ordered evacuated by the Confederate military authority by February 17<sup>th</sup>, 1865. The rationale was that Sherman would shortly cut-off Charleston from what was left of Confederate territory and the troops in and around Charleston were ordered to link-up with Joe Johnston's forces to the west. The CS Ft Sumter garrison ran up a brand-new Confederate flag and left quietly. On the morning of February 18<sup>th</sup>, 1865, a company of the 52d Pennsylvania Volunteer Infantry under the command of Major Hennessey shoved off in open boats from Cummings Point at the northernmost tip of Morris Island and rowed over to the abandoned Ft Sumter. There, they left the boats, and planted their regimental colors on Sumter's parapet, thus returning the flag of the United States to the post where it had not flown since Maj. Robert Anderson ran it down almost four years earlier.

**Material Authenticity:** Impression is western Federal, coastal SC forces under Gilmore. PLHA authenticity rules and standards will apply. We'll be well-equipped, well-supplied troops as the men of the 52d PVI were. Weapon will be rifle-muskets, no smoothbores. We hope to have the 52 PVI colors reproduced or borrow a good stand of colors from a group of Keystone State living historians. The NPS folks tell us the original 52 PVI national colors will likely be on display at Ft. Sumter that weekend. There is no role for civilians at this event.